

# Capital Recommendations and Funding Sources

## Section 2



**Capital Recommendations and Funding Sources  
Section Index**

<b>Contents</b>	<b>Page</b>
2021 Recommendations by Funding Source	
General Fund	2-01
Community Preservation Fund	2-04
Sewer Enterprise Fund	2-04
Water Enterprise Fund	2-04
2021 - 2025 Tier One Recommendations	
General Fund/Community Preservation Fund	2-08
Sewer Enterprise Fund	2-17
Water Enterprise Fund	2-18
2016 - 2021 Capital Funding Sources	
General Fund	2-21
Community Preservation Fund	2-33
RTS Enterprise Fund	2-36
Sewer Enterprise Fund	2-38
Water Enterprise Fund	2-40
Recap of All Funding Sources	2-43

**Capital Recommendations and Funding Sources  
Section Index**

Contents	Page
Debt Financing	
Debt Service to Revenue Table (Including Recommended CIP)	2-44
Debt Service as a Percentage of Revenue Chart	2-45
Proposed Funding by Debt 2021 - 2025	
General Fund within the Levy Limit	2-46
Debt Exclusion	2-47
Community Preservation Fund	2-48
Sewer Enterprise Fund	2-49
Water Enterprise Fund	2-50
Open Authorizations	2-51
FY2020 Debt Service Share of Total Chart	2-52
Long Term Debt Service Obligations Table 2020 -2045	2-53
Long Term Debt Service Obligations Chart 2020 -2045	2-55
Schedule of Issued Long Term Debt - General Fund	2-56
Schedule of Issued Long Term Debt - Excluded	2-58
Schedule of Issued Long Term Debt - Community Preservation Fund	2-59
Schedule of Issued Long Term Debt - Sewer Enterprise	2-60
Schedule of Issued Long Term Debt - Water Enterprise	2-61

Town of Needham  
Capital Improvement Plan  
January 2020

**FY2021  
Capital Budget  
Funding Recommendations**

Title	Code*	Function	Cat*	2021 Department Request	Cash	Debt	Other	Note	Page
470 Dedham Avenue Boiler	M	Public Works	2	460,000	460,000				<b>3 - 001</b>
Athletic Facility Improvements (DeFazio Synthetic Track)	M	Community	3	160,000	160,000			The \$160,00 is recommended as Tier II funding.	<b>3 - 117</b>
Automated External Defibrillators Replacement	MU	Public Safety	1	32,885	32,885			Department received notification that the equipment will not be supported after next year, so funding is required earlier than originally planned.	<b>3 - 215</b>
Broadmeadow School Technology Room Conversion	M	Schools	2	213,100	213,100			The \$213,100 is recommended as Tier II funding; the project request was advanced by one year.	<b>3 - 228</b>
DPW Complex	M	Public Works	5	3,200,000			3,200,000	No Recommendation	<b>3 - 093</b>
Eliot School Technology Room Conversion	N	Schools	2	179,300	179,300				<b>3 - 230</b>
Energy Efficiency Upgrade Improvements	M	Public Works	2	100,000	100,000				<b>3 - 021</b>
Firearm Replacement	M	Public Safety	1	33,000	33,000				<b>3 - 217</b>
Library Furniture	M	Community	1	84,168	84,168				<b>3 - 192</b>
Library Space Planning	M	Community	2	60,000	60,000				<b>3 - 197</b>
Library Technology	P	Community	1	30,000	30,000				<b>3 - 193</b>
Mitchell School Restroom Upgrades	M	Schools	2	676,700		676,700			<b>3 - 035</b>
Multi-Function Printer Devices	P	General	1	35,600	35,600				<b>3 - 311</b>
Needham Crossing Streetscape	N	Public Works	3	25,000	25,000				<b>3 - 051</b>
Needs Assessment of Pollard, Newman and NHS Auditorium Theatrical Sound	N	Schools	2	60,000			60,000	Possible alternative funding source.	<b>3 - 226</b>

Town of Needham  
Capital Improvement Plan  
January 2020

**FY2021  
Capital Budget  
Funding Recommendations**

Title	Code*	Function	Cat*	2021 Department Request	Cash	Debt	Other	Note	Page
NPDES Support Projects	N	Stormwater	3	770,500	770,500			\$34,500 is recommended as Tier I which is for catch basin work; the \$736,000 balance is recommended for funding as Tier II.	3 - 053
Open Space Acquisitions	R	Community	5	1,000,000			1,000,000	No Recommendation	3 - 213
Open Space for Municipal Purposes	N	General	5	1,000,000			1,000,000	No Recommendation	3 - 333
Personal Protective Equipment	P	Public Safety	1	43,424	43,424				3 - 184
Pollard School Air Conditioning Upgrade	M	Schools	2	100,000	100,000				3 - 039
Pollard School Locker Room Retrofit Design	M	Schools	2	60,000	60,000				3 - 043
Public Works Infrastructure Program	M	Public Works	3	2,415,000	2,415,000			\$2,145,000 is recommended as Tier I which was the amount recommended last year for FY2021; the \$270,000 balance is recommended as Tier II.	3 - 095
Renovate/Reconstruct Hillside as Swing Space for School Construction	M	Schools	2	100,000			100,000	No Recommendation	3 - 232
Replace Unit 113 2008 Camoplast Sidewalk Plow Tractor	L	Public Works	4	178,163	178,163				3 - 336
Ridge Hill Building Demolition	N	Community	2	500,000			500,000	Deferred until the Fall of 2020.	3 - 045
School Copier Replacement	R	Schools	1	62,420	62,420			\$37,600 is recommended as Tier I which was the original amount requested last year for FY2021; the \$24,820 balance is recommended as Tier II.	3 - 218
School Furniture	R	Schools	1	35,000	35,000				3 - 221
School Master Plan Feasibility Study	N	Schools	2	650,000			650,000	The current study is not yet completed, therefore this request is deferred.	3 - 235

Town of Needham  
Capital Improvement Plan  
January 2020

**FY2021  
Capital Budget  
Funding Recommendations**

Title	Code*	Function	Cat*	2021 Department Request	Cash	Debt	Other	Note	Page
School Technology Replacement	R	Schools	1	586,575	586,575			\$556,575 is recommended as Tier I which was the original amount requested last year for FY2021; the \$30,000 balance is recommended as Tier II.	<b>3 - 223</b>
Specialty Equipment - Loader Mounted Snow Blower (H)	M	Public Works	1	192,000	192,000				<b>3 - 084</b>
Traffic Improvements	P	Public Works	3	50,000	50,000				<b>3 - 05</b>
Unit 181 2012 Elgin Pelican Sweeper	L	Public Works	4	263,412	263,412			The \$263,412 is recommended as Tier II funding.	<b>3 - 336</b>
Unit 34 2001 Mack Tractor Truck	L	Public Works	4	168,255	168,255				<b>3 - 336</b>
Unit 43 2012 Ford F350	C	Public Works	4	69,455	69,455				<b>3 - 336</b>
Unit 707 2008 Ford Econ Van E250	C	Public Works	4	48,713	48,713				<b>3 - 336</b>
Unit 820 2009 Ford Escape Hybrid	C	Public Works	4	43,002	43,002			The \$43,002 is recommended as Tier II funding.	<b>3 - 336</b>
Unit C-03 2013 Ford Explorer	L	Public Safety	4	55,502	55,502				<b>3 - 336</b>
Unit R-04 2006 Ford E450 Ambulance	L	Public Safety	4	337,479	337,479				<b>3 - 336</b>
Unit Van 7 2012 Ford E250 Van with Wheel Chair Lift	C	Schools	4	52,374	52,374				<b>3 - 336</b>
Unit Van 8 2013 Ford E250 Van with Wheel Chair Lift	C	Schools	4	52,374	52,374				<b>3 - 336</b>
<b>General Fund</b>				<b>14,183,401</b>	<b>6,996,701</b>	<b>676,700</b>	<b>6,510,000</b>		

Town of Needham  
Capital Improvement Plan  
January 2020

**FY2021  
Capital Budget  
Funding Recommendations**

Title	Code*	Function	Cat*	2021 Department Request	Cash	Debt	Other	Note	Page
Athletic Facility Improvements (Claxton Field Lighting)	M	Community	3	72,500	72,500				3 - 117
Athletic Facility Improvements (Claxton Softball Field Skin)	M	Community	3	29,000	29,000				3 - 117
<b>Community Preservation Fund</b>				101,500	101,500				
Replace Unit 101 2010 Case Loader	L	Sewer	4	238,283	238,283				3 - 336
Unit 23 2011 Ford F350 Utility Truck	C	Sewer	4	79,805	79,805				3 - 336
<b>Sewer Enterprise Fund</b>				318,088	318,088				
Unit 31 2011 Ford F150	C	Water	4	43,002	43,002				3 - 336
<b>Water Enterprise Fund</b>				43,002	43,002				
<b>Grand Total</b>				14,645,991	7,459,291	676,700	6,510,000		



Town of Needham  
Capital Improvement Plan  
January 2020

**FY2021  
Capital Budget  
Funding Recommendations**

Title	Code*	Function	Cat*	2021 Department Request	Cash	Debt	Other	Note	Page
-------	-------	----------	------	-------------------------------	------	------	-------	------	------

**Code**

B = Funding may be considered under the operating budget/special warrant article

C = Core Fleet

D = Recommendation is deferred or on hold pending other actions

E = Emergency approval

F = Funded appropriation outside the capital plan

G = Request may not qualify as capital submission

L = Specialized Fleet Equipment

I = Project submission is incomplete or waiting additional information

M = Submission has been modified from previous submission

N = New submission with this CIP

P = Project request has appeared in previous CIP's

Q = Request does not qualify as a capital submission

R = Request is a regularly occurring capital expense

S = No recommendation; under study

U = Urgent request based on identified conditions

**Cat (Category)**

1 = Equipment or Technology

2 = Building or Facility

3 = Infrastructure

4 = Fleet

---

**Truck Classification**

Class 1 = Smallest Pick-up Trucks 6,000 lbs.

Class 2 = Full Size or 1/2 Ton Pick-up Trucks 6K to 10K lbs. (ex Ford F150 and F250)

Class 3 = Heavy Duty Pick-up Trucks 10K to 14K lbs. (ex Ford F350)

Class 4 = Medium Size Work Trucks 14K to 16K lbs. (ex Ford F450)

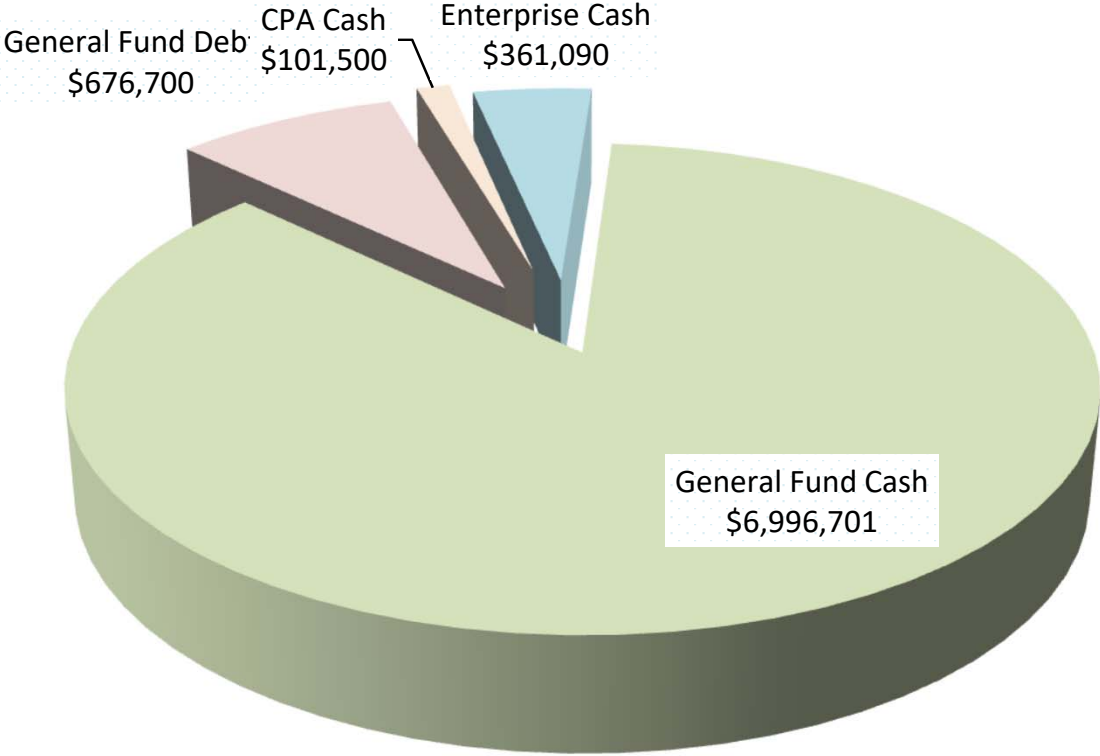
Class 5 = Medium Job Trucks 16K to 19.5K lbs. (ex Ford F550)

Class 6 = Medium to Large Trucks 19.5K to 26K (ex Ford F650)

Class 7 = Heavy Duty Trucks 26K to 33K (ex Ford F750) Requires Class B Commercial

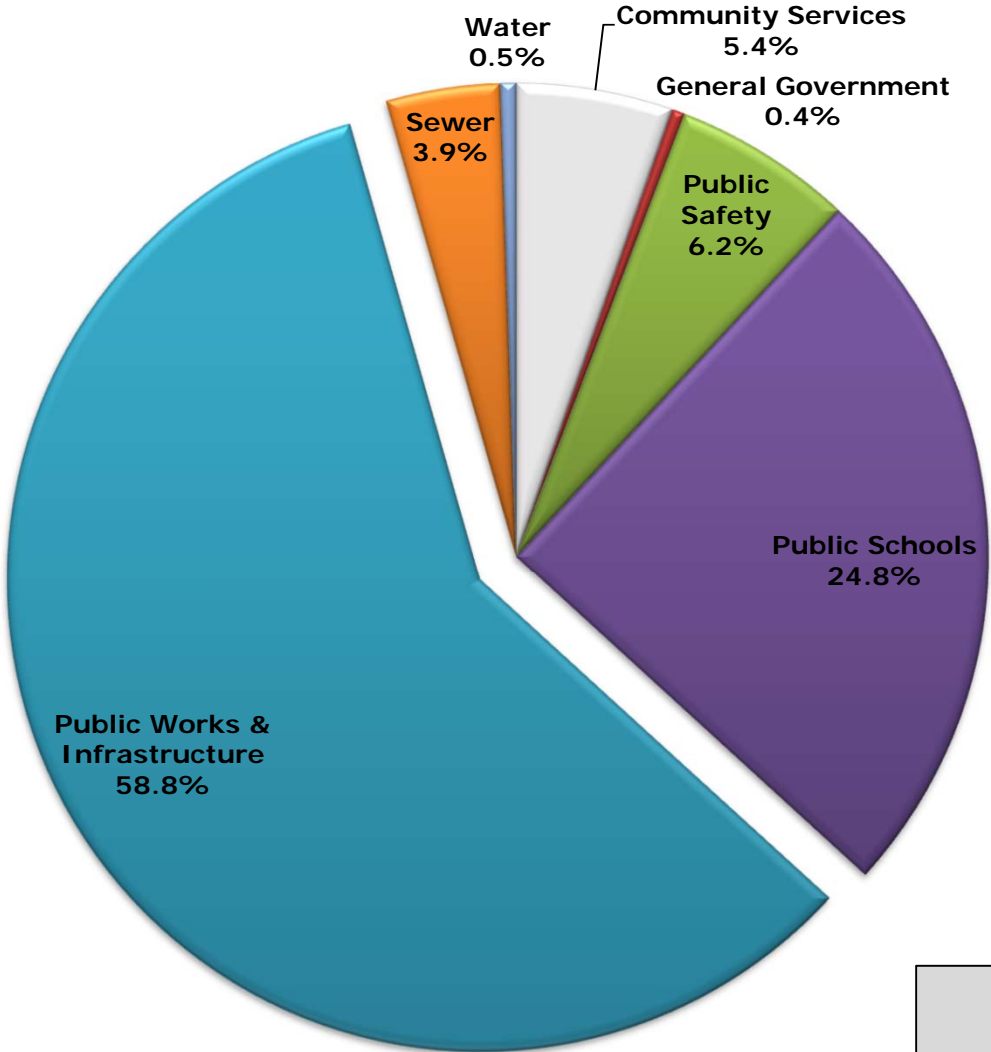
Class 8 = Largest Heavy Duty Trucks 33K lbs. or more (specialized equipment)

## FY2021 Proposed Capital by Funding Source



■ General Fund Cash   ■ General Fund Debt   ■ CPA Cash   ■ Enterprise Cash

### FY2021 Proposed Capital by Function



Town of Needham  
Capital Improvement Plan  
January 2020

Preliminary Tier One Recommendations  
FY2021 - FY2025

Title	Code*	Function	Cat*	Fiscal	FY2021 Department Request	FY2021 Recommended Tier 1	FY2022 Department Request	FY2022 Recommended Tier 1	FY2023 Department Request	FY2023 Recommended Tier 1	FY2024 Department Request	FY2024 Recommended Tier 1	FY2025 Department Request	FY2025 Recommended Tier 1	Recommended	Cash	Debt	Other	Page
Automated External Defibrillators	M	Public Safety	1	2021	32,885	32,885									32,885	32,885			3 - 215
Data Center Servers	N	General	1	2025									475,000	475,000	475,000	475,000			3 - 305
Firearms	M	Public Safety	1	2021	33,000	33,000									33,000	33,000			3 - 217
Fleet Refurbishment	P	Public Works	1	2022			150,000	150,000							150,000	150,000			3 - 87
Fleet Refurbishment	P	Public Works	1	2024						150,000	150,000				150,000	150,000			3 - 89
GIS Technology Systems	M	General	1	2023					120,000	120,000					120,000	120,000			3 - 307
High Availability Firewalls	P	General	1	2022			75,000	75,000							75,000	75,000			3 - 309
Library Furniture	M	Community	1	2021	84,168	84,168									84,168	84,168			3 - 192
Library Technology	M	Community	1	2021	30,000	30,000									30,000	30,000			3 - 193
Library Technology	M	Community	1	2022			48,500	48,500							48,500	48,500			3 - 194
Library Technology	M	Community	1	2023					26,280	26,820					26,820	26,820			3 - 195
Library Technology	M	Community	1	2024						36,500	36,500				36,500	36,500			3 - 196
Multi-Function Printer Devices	P	General	1	2021	35,600	35,600									35,600	35,600			3 - 311
Multi-Function Printer Devices	P	General	1	2022			35,600	35,600							35,600	35,600			3 - 313
Permanent Message Boards	M	Community	1	2022			56,000	56,000							56,000	56,000			3 - 59
Permanent Message Boards	M	Community	1	2023					58,000	58,000					58,000	58,000			3 - 65
Permanent Message Boards	M	Community	1	2024						60,000	60,000				60,000	60,000			3 - 72
Permanent Message Boards	N	Community	1	2025									62,000	62,000	62,000	62,000			3 - 79
Personal Protective Equipment	P	Public Safety	1	2021	43,424	43,424									43,424	43,424			3 - 184
Personal Protective Equipment	P	Public Safety	1	2022			43,424	43,424							43,424	43,424			3 - 186
Personal Protective Equipment	P	Public Safety	1	2023					43,424	43,424					43,424	43,424			3 - 188
Personal Protective Equipment	P	Public Safety	1	2024						43,424	43,424				43,424	43,424			3 - 190
Public Playgrounds	M	Community	1	2022			600,000	350,000		250,000					600,000			600,000	3 - 200
Public Safety Mobile Devices	P	Public Safety	1	2022			50,000	50,000							50,000	50,000			3 - 315
Public Safety Mobile Devices	P	Public Safety	1	2023					50,000	50,000					50,000	50,000			3 - 317
Public Works Mobile Devices	P	Public Works	1	2023					50,000	50,000					50,000	50,000			3 - 319

Town of Needham  
Capital Improvement Plan  
January 2020

Preliminary Tier One Recommendations  
FY2021 - FY2025

Title	Code*	Function	Cat*	Fiscal	FY2021 Department Request	FY2021 Recommended Tier 1	FY2022 Department Request	FY2022 Recommended Tier 1	FY2023 Department Request	FY2023 Recommended Tier 1	FY2024 Department Request	FY2024 Recommended Tier 1	FY2025 Department Request	FY2025 Recommended Tier 1	Recommended	Cash	Debt	Other	Page
School Copiers	R	Schools	1	2021	62,420	37,600									37,600	37,600			3 - 218
School Copiers	R	Schools	1	2022			67,130	67,130							67,130	67,130			3 - 237
School Copiers	R	Schools	1	2023					57,650	57,650					57,650	57,650			3 - 258
School Copiers	R	Schools	1	2024							82,920	82,920			82,920	82,920			3 - 276
School Copiers	R	Schools	1	2025									85,920	85,920	85,920	85,920			3 - 287
School Furniture	R	Schools	1	2021	35,000	35,000									35,000	35,000			3 - 221
School Furniture	R	Schools	1	2022			25,000	25,000							25,000	25,000			3 - 240
School Furniture	R	Schools	1	2023					25,000	25,000					25,000	25,000			3 - 261
School Furniture	R	Schools	1	2024							25,000	25,000			25,000	25,000			3 - 279
School Furniture	R	Schools	1	2025									25,000	25,000	25,000	25,000			3 - 290
School Technology	R	Schools	1	2021	586,575	556,575									556,575	556,575			3 - 223
School Technology	R	Schools	1	2022			490,150	490,150							490,150	490,150			3 - 242
School Technology	R	Schools	1	2023					452,000	452,000					452,000	452,000			3 - 263
School Technology	R	Schools	1	2024							475,750	475,750			475,750	475,750			3 - 281
School Technology	R	Schools	1	2025									651,550	651,550	651,550	651,550			3 - 292
Specialty Equipment - Loader Mounted Snow Blower (H)	M	Public Works	1	2021	192,000	192,000									192,000	192,000			3 - 84
Specialty Equipment - Unit 334 Specialty Mower (PF)	M	Public Works	1	2022			38,000	38,000							38,000	38,000			3 - 85
Town Building Security and Traffic Cameras	MI	General	1	2025									350,000						3 - 321
Town Building Switchings	P	General	1	2024							60,000	60,000			60,000	60,000			3 - 323
Town Internet Control, Analysis and Reporting	P	General	1	2022			75,000	75,000							75,000	75,000			3 - 325
Town Offices Replacement Furniture	P	General	1	2023					25,000	25,000					25,000	25,000			3 - 334
Town Offices Replacement Furniture	N	General	1	2025									25,000	25,000	25,000	25,000			3 - 335
Video Projection Equipment Rosemary Recreation Complex	P	Community	1	2024							55,000	55,000			55,000	55,000			3 - 327
Video Projection Equipment Town Hall	P	General	1	2022			50,000	50,000							50,000	50,000			3 - 329
Wireless Hardware Infrastructure	P	General	1	2024							175,000	175,000			175,000	175,000			3 - 331
<b>Equipment &amp; Technology</b>			<b>1</b>		<b>1,135,072</b>	<b>1,080,252</b>	<b>1,803,804</b>	<b>1,553,804</b>	<b>907,354</b>	<b>1,157,894</b>	<b>1,163,594</b>	<b>1,163,594</b>	<b>1,674,470</b>	<b>1,324,470</b>	<b>6,280,014</b>	<b>5,680,014</b>		<b>600,000</b>	

Town of Needham  
Capital Improvement Plan  
January 2020

Preliminary Tier One Recommendations  
FY2021 - FY2025

Title	Code*	Function	Cat*	Fiscal	FY2021 Department Request	FY2021 Recommended Tier 1	FY2022 Department Request	FY2022 Recommended Tier 1	FY2023 Department Request	FY2023 Recommended Tier 1	FY2024 Department Request	FY2024 Recommended Tier 1	FY2025 Department Request	FY2025 Recommended Tier 1	Recommended	Cash	Debt	Other	Page
470 Dedham Avenue Boiler	P	Public Works	2	2021	460,000	460,000									460,000	460,000			3 - 1
Broadmeadow School Technology Room Conversion	M	Schools	2	2021	213,100														3 - 228
Center at the Heights Generator Design	P	Community	2	2023					37,500	15,000					15,000	15,000			3 - 5
Center at the Heights Generator	P	Community	2	2024							250,000	250,000			250,000	250,000			3 - 3
Center at the Heights Space Study	I	Community	2	2023					75,000										3 - 7
Cricket Field Building Renovation	MS	Community	2	2022			180,000												3 - 207
Cricket Field Building Renovation	MS	Community	2	2023					900,706										3 - 209
Daley Building Upgrade	MS	Public Works	2	2023					50,000										3 - 9
Daley Building Upgrade	I	Public Works	2	2025															3 - 11
Eliot Modular Classrooms Design	MS	Schools	2	2022			601,300												3 - 245
Eliot Modular Classrooms Construction	MS	Schools	2	2023					3,759,600										3 - 266
Eliot School Technology Room Conversion	P	Schools	2	2021	179,300	179,300									179,300	179,300			3 - 230
Emery Grover Roof Design	MS	Schools	2	2022			18,000												3 - 19
Emery Grover Roof Construction	MS	Schools	2	2023					230,000										3 - 17
Emery Grover Window Design	MS	Schools	2	2022			33,000												3 - 15
Emery Grover Window Construction	MS	Schools	2	2023					380,000										3 - 13
Energy Efficiency Upgrade Improvements	P	Utilities	2	2021	100,000	100,000									100,000	100,000			3 - 21
Energy Efficiency Upgrade Improvements	P	Utilities	2	2022			100,000	100,000							100,000	100,000			3 - 23
Energy Efficiency Upgrade Improvements	P	Utilities	2	2023					100,000	100,000					100,000	100,000			3 - 25
Energy Efficiency Upgrade Improvements	P	Utilities	2	2024							100,000	100,000			100,000	100,000			3 - 27
Energy Efficiency Upgrade Improvements	N	Utilities	2	2025									100,000	100,000	100,000	100,000			3 - 29
Facility Assessment for Sustainable Building Management	P	Schools	2	2024							50,000	50,000			50,000	50,000			3 - 31
Facility Assessment for Sustainable Building Management	N	Schools	2	2025									50,000	50,000	50,000	50,000			3 - 33
Hillside School Boiler Design	M	General	2	2022			12,500	12,500							12,500	12,500			3 - 49

Town of Needham  
Capital Improvement Plan  
January 2020

Preliminary Tier One Recommendations  
FY2021 - FY2025

Title	Code*	Function	Cat*	Fiscal	FY2021 Department Request	FY2021 Recommended Tier 1	FY2022 Department Request	FY2022 Recommended Tier 1	FY2023 Department Request	FY2023 Recommended Tier 1	FY2024 Department Request	FY2024 Recommended Tier 1	FY2025 Department Request	FY2025 Recommended Tier 1	Recommended	Cash	Debt	Other	Page
Hillside School Boiler Installation	M	General	2	2023					235,000	235,000					235,000	235,000			3 - 47
Library Materials Handler	I	Community	2	2022															3 - 199
Library Space Planning	M	Community	2	2021	60,000	60,000									60,000	60,000			3 - 197
Mitchell School Restroom Upgrades	M	Schools	2	2021	676,700	676,700									676,700		676,700		3 - 35
Needs Assessment of Pollard, Newman and NHS Auditorium Theatrical Sound and Lighting Systems	N	Schools	2	2021	60,000														3 - 226
Pollard School Air Conditioning Upgrade	P	Schools	2	2021	100,000	100,000									100,000	100,000			3 - 39
Pollard School Air Conditioning Upgrade	P	Schools	2	2022			1,135,000	1,135,000							1,135,000		1,135,000		3 - 37
Pollard School Locker Room Retrofit	P	Schools	2	2021	60,000	60,000									60,000	60,000			3 - 43
Pollard School Locker Room Retrofit	M	Schools	2	2022			636,300	636,300							636,300		636,300		3 - 41
Recycling Center and Transfer Station Employee Trailer	I	Public Works	2	2024															3 - 139
Hillside School as Swing Space for School Construction	M	Schools	2	2021	100,000														3 - 232
Ridge Hill Building Demolition	NGU	General	2	2021	500,000														3 - 45
School Master Plan Feasibility Study	N	Schools	2	2021	650,000														3 - 235
<b>Buildings &amp; Facilities</b>			<b>2</b>		<b>3,159,100</b>	<b>1,636,000</b>	<b>2,716,100</b>	<b>1,883,800</b>	<b>5,767,806</b>	<b>350,000</b>	<b>400,000</b>	<b>400,000</b>	<b>150,000</b>	<b>150,000</b>	<b>4,419,800</b>	<b>1,971,800</b>	<b>2,448,000</b>		
Asa Small Field Renovation Design	I	Community	3	2024															3 - 115
Athletic Facility Improvements (Claxton Field Lighting)	M	Community	3	2021	72,500	72,500									72,500			72,500	3 - 117
Athletic Facility Improvements (Claxton Softball Field Skin)	M	Community	3	2021	29,000	29,000									29,000			29,000	3 - 117
Athletic Facility Improvements (DeFazio Synthetic Track)	M	Community	3	2021	160,000														3 - 117
Athletic Facility Improvements (Claxton Field Lighting Installation)	M	Community	3	2022			732,000	732,000							732,000			732,000	3 - 120
Athletic Facility Improvements (Claxton Softball Field Skin construction)	M	Community	3	2022			242,000	242,000							242,000			242,000	3 - 120
Athletic Facility Improvements (McCloud Field renovation design)	M	Community	3	2022			45,000	45,000							45,000			45,000	3 - 120
Athletic Facility Improvements (McCloud Field renovation construction)	M	Community	3	2023					450,000	450,000					450,000			450,000	3 - 123

Town of Needham  
Capital Improvement Plan  
January 2020

Preliminary Tier One Recommendations  
FY2021 - FY2025

Title	Code*	Function	Cat*	Fiscal	FY2021 Department Request	FY2021 Recommended Tier 1	FY2022 Department Request	FY2022 Recommended Tier 1	FY2023 Department Request	FY2023 Recommended Tier 1	FY2024 Department Request	FY2024 Recommended Tier 1	FY2025 Department Request	FY2025 Recommended Tier 1	Recommended	Cash	Debt	Other	Page
Athletic Facility Improvements (Broadmeadow & Eliot Fields renovation designs)	M	Community	3	2023					107,000										3 - 123
Athletic Facility Improvements (Fencing)	M	Community	3	2024							290,000	290,000			290,000	290,000			3 - 126
Athletic Facility Improvements (Eliot Field renovation construction)	M	Community	3	2024							551,000								3 - 126
Athletic Facility Improvements (Broadmeadow Field renovation construction)	N	Community	3	2025									551,000						3 - 129
Athletic Fields Master Plan	GN	Community	3	2025									75,000						3 - 203
Batting Cage Improvements	N	Community	3	2025									134,510						3 - 131
Boat Launch on Charles River	I	Community	3	2023															3 - 205
Needham Crossing Streetscape Design	N	Transportation Network	3	2021	25,000	25,000									25,000	25,000			3 - 51
NPDES Support Projects	N	Stormwater	3	2021	770,500	34,500									34,500	34,500			3 - 53
NPDES Support Projects	N	Stormwater	3	2022			894,000												3 - 57
NPDES Support Projects	N	Stormwater	3	2023				926,000											3 - 63
NPDES Support Projects	N	Stormwater	3	2024						958,000									3 - 70
NPDES Support Projects	N	Stormwater	3	2025								991,000							3 - 77
Outdoor Basketball Courts	P	Community	3	2022			135,000	135,000							135,000			135,000	3 - 211
Passive Recreation Improvements (Dwight Field/Charles River Center) Construction	M	Community	3	2023					375,000										3 - 135
Passive Recreation Improvements (Dwight Field/Charles River Center) Engineering	M	Community	3	2022			37,500												3 - 133
Public Works Infrastructure Program	M	Transportation Network	3	2021	2,415,000	2,145,000									2,145,000	2,145,000			3 - 95
Public Works Infrastructure Program	M	Transportation Network	3	2022			2,203,000	2,203,000							2,203,000	2,203,000			3 - 99
Public Works Infrastructure Program	M	Transportation Network	3	2023					3,504,500	2,655,000					2,655,000	2,655,000			3 - 103
Public Works Infrastructure Program	M	Transportation Network	3	2024						3,315,000	2,310,000				2,310,000	2,310,000			3 - 107
Public Works Infrastructure Program	N	Transportation Network	3	2025								3,105,000	2,370,000	2,370,000	2,370,000				3 - 111
Recycling and Transfer Station Property Improvements	M	Public Works	3	2022			420,000	420,000							420,000	420,000			3 - 141
Recycling and Transfer Station Property Improvements	M	Public Works	3	2023					124,500	124,500					124,500	124,500			3 - 143



Town of Needham  
Capital Improvement Plan  
January 2020

Preliminary Tier One Recommendations  
FY2021 - FY2025

Title	Code*	Function	Cat*	Fiscal	FY2021 Department Request	FY2021 Recommended Tier 1	FY2022 Department Request	FY2022 Recommended Tier 1	FY2023 Department Request	FY2023 Recommended Tier 1	FY2024 Department Request	FY2024 Recommended Tier 1	FY2025 Department Request	FY2025 Recommended Tier 1	Recommended	Cash	Debt	Other	Page
Town Common Historic Redesign and Beautification	M	Community	3	2022			938,000	938,000						938,000			938,000	3 - 137	
Traffic Improvements	P	Transportation Network	3	2021	50,000	50,000								50,000	50,000			3 - 55	
Traffic Improvements	P	Transportation Network	3	2022			50,000	50,000						50,000	50,000			3 - 61	
Traffic Improvements	P	Transportation Network	3	2023				50,000	50,000					50,000	50,000			3 - 68	
Traffic Improvements	P	Transportation Network	3	2024						50,000	50,000			50,000	50,000			3 - 75	
Traffic Improvements	N	Transportation Network	3	2025								50,000	50,000	50,000	50,000			3 - 82	
Infrastructure & Land			3		3,522,000	2,356,000	5,696,500	4,765,000	5,537,000	3,279,500	5,164,000	2,650,000	4,906,510	2,420,000	15,470,500	12,827,000		2,643,500	
Replace Unit 10 2010 International 7400 Dump Truck	L	Public Works	4	2022			252,027	252,027						252,027	252,027			3 - 340	
Replace Unit 108 2011 Trackless Tractor	LS	Public Works	4	2023					184,821	184,821				184,821	184,821			3 - 345	
Replace Unit 111 2013 Trackless Sidewalk Plow Tractor	LS	Public Works	4	2025								192,456	192,456	192,456	192,456			3 - 353	
Replace Unit 112 2011 Prinoth (Sidewalk Tractor)	LS	Public Works	4	2023					229,613	229,613				229,613	229,613			3 - 345	
Replace Unit 113 2008 Camoplast Sidewalk Plow Tractor	L	Public Works	4	2021	178,163	178,163								178,163	178,163			3 - 336	
Replace Unit 181 2012 Elgin Pelican Sweeper	L	Public Works	4	2021	263,412													3 - 336	
Replace Unit 254 2013 Bandit Brush Chipper	L	Public Works	4	2023					68,317	68,317				68,317	68,317			3 - 345	
Replace Unit 3 2012 Ford F450	L	Public Works	4	2022			73,343	73,343						73,343	73,343			3 - 340	
Replace Unit 32 2012 Ford F350	CL	Public Works	4	2022			63,804	63,804						63,804	63,804			3 - 340	
Replace Unit 34 2001 Mack Tractor Trailer	L	Public Works	4	2021	168,255	168,255								168,255	168,255			3 - 336	
Replace Unit 350 2010 John Deere Loader	L	Public Works	4	2022			62,774	62,774						62,774	62,774			3 - 340	
Replace Unit 39 2012 Ford F550 Dump Truck	L	Public Works	4	2022			68,363	68,363						68,363	68,363			3 - 340	
Replace Unit 400 2005 Ford Taurus	C	Public Safety	4	2022			33,085	33,085						33,085	33,085			3 - 340	
Replace Unit 404 2012 Ford E350 VAN (14 Passengers)	C	Community	4	2022			87,354	87,354						87,354	87,354			3 - 340	
Replace Unit 43 2012 Ford F350	CL	Public Works	4	2021	69,455	69,455								69,455	69,455			3 - 336	
Replace Unit 45 2012 FORD E150 VAN	C	Public Works	4	2022			42,621	42,621						42,621	42,621			3 - 340	
Replace Unit 452 2013 Ford Taurus	C	General	4	2023					35,758	35,758				35,758	35,758			3 - 345	
Replace Unit 453 2016 Ford Focus	C	Public Safety	4	2024						35,441	35,441			35,441	35,441			3 - 349	
Replace Unit 454 2014 Ford Fusion	C	Public Safety	4	2022			33,085	33,085						33,085	33,085			3 - 340	

Town of Needham  
Capital Improvement Plan  
January 2020

Preliminary Tier One Recommendations  
FY2021 - FY2025

Title	Code*	Function	Cat*	Fiscal	FY2021 Department Request	FY2021 Recommended Tier 1	FY2022 Department Request	FY2022 Recommended Tier 1	FY2023 Department Request	FY2023 Recommended Tier 1	FY2024 Department Request	FY2024 Recommended Tier 1	FY2025 Department Request	FY2025 Recommended Tier 1	Recommended	Cash	Debt	Other	Page
Replace Unit 455 2016 Ford Focus	C	Public Safety	4	2024							35,441	35,441			35,441	35,441			3 - 349
Replace Unit 456 1014 Ford Fusion	C	Public Safety	4	2022			33,085	33,085							33,085	33,085			3 - 340
Replace Unit 5 2011 International 7400 Dump Truck	L	Public Works	4	2023					230,918	230,918					230,918	230,918			3 - 345
Replace Unit 53 2013 International Paystar 5600 Rolloff	L	Public Works	4	2025									211,556	211,556	211,556	211,556			3 - 353
Replace Unit 588 2014 Ford F150	C	Public Safety	4	2025									44,950	44,950	44,950	44,950			3 - 353
Replace Unit 66 Ford F550	L	Public Works	4	2025									100,793	100,793	100,793	100,793			3 - 353
Replace Unit 700 2012 Ford Econ Van E250	C	Public Works	4	2023					45,239	45,239					45,239	45,239			3 - 345
Replace Unit 701 2014 Ford F250	C	Public Works	4	2025									44,950	44,950	44,950	44,950			3 - 353
Replace Unit 707 2008 Ford Econ Van E250	C	Public Works	4	2021	48,713	48,713									48,713	48,713			3 - 336
Replace Unit 712 2011 Ford Econ Van E250	C	Public Works	4	2022			43,709	43,709							43,709	43,709			3 - 340
Replace Unit 713 2012 Ford F450 Dump Truck	L	Public Works	4	2024						78,567	78,567				78,567	78,567			3 - 349
Replace Unit 72 2015 Ford F550 Chip Box	L	Public Works	4	2025									92,390	92,390	92,390	92,390			3 - 353
Replace Unit 820 2009 Ford Escape Hybrid	C	Public Works	4	2021	43,002														3 - 336
Replace Unit 756 2010 Ford F150	C	Public Works	4	2022			37,060	37,060							37,060	37,060			3 - 340
Replace Unit 9 INTERNATIONAL 7400 Dump Truck	L	Public Works	4	2024							268,830	268,830			268,830	268,830			3 - 349
Replace Unit 91 2000 CONSTRUCTION SCALP TRUCK	L	Public Works	4	2022			133,625	133,625							133,625	133,625			3 - 340
Replace Unit 93 2015 McCloskey Brothers Trommel Screener	L	Public Works	4	2025									138,841	138,841	138,841	138,841			3 - 353
Replace Unit Bus 1 2017 Blue Bird 202 School Bus	L	Schools	4	2024							99,835	99,835			99,835	99,835			3 - 349
Replace Unit Bus 2 2017 Blue Bird 202 School Bus	L	Schools	4	2024							99,835	99,835			99,835	99,835			3 - 349
Replace Unit C-01 2017 Ford Explorer	C	Public Safety	4	2024							49,404	49,404			49,404	49,404			3 - 349
Replace Unit C-02 2016 Chevrolet Tahoe	C	Public Safety	4	2022			52,519	52,519							52,519	52,519			3 - 340
Replace Unit C-03 2013 Ford Explorer	C	Public Safety	4	2021	55,502	55,502									55,502	55,502			3 - 336
Replace Unit C-06 2015 Ford F350	C	Public Safety	4	2023					68,750	68,750					68,750	68,750			3 - 345
Replace Unit C-43 2017 Ford Escape	C	Public Safety	4	2025									28,638	28,638	28,638	28,638			3 - 353
Replace Unit E-04 2005 E-One Cyclone II fire Truck	L	Public Safety	4	2025									900,004	900,004	900,004	900,004			3 - 353

Town of Needham  
Capital Improvement Plan  
January 2020

Preliminary Tier One Recommendations  
FY2021 - FY2025

Title	Code*	Function	Cat*	Fiscal	FY2021 Department Request	FY2021 Recommended Tier 1	FY2022 Department Request	FY2022 Recommended Tier 1	FY2023 Department Request	FY2023 Recommended Tier 1	FY2024 Department Request	FY2024 Recommended Tier 1	FY2025 Department Request	FY2025 Recommended Tier 1	Recommended	Cash	Debt	Other	Page
Replace Unit L-01 2004 Sutphen Quint Ladder Truck	L	Public Safety	4	2024							1,512,026	1,512,026			1,512,026	1,512,026			3 - 349
Replace Unit R-01 2016 Ford E450 Ambulance	L	Public Safety	4	2024							362,584	362,584			362,584	362,584			3 - 349
Replace Unit R-02 2017 Ford E450 Ambulance	L	Public Safety	4	2025									250,538	250,004	250,004	250,004			3 - 353
Replace Unit R-03 2008 Ford E450 Ambulance	L	Public Safety	4	2022			338,476	338,476							338,476	338,476			3 - 340
Replace Unit R-04 2006 Ford E450 Ambulance	L	Public Safety	4	2021	337,479	337,479									337,479	337,479			3 - 336
Replace Unit Van 10 2015 Toyota Sienna Van	C	Schools	4	2022			48,002	48,002							48,002	48,002			3 - 340
Replace Unit Van 11 2018 Ford Transit Passenger Van	C	Schools	4	2025									53,220	53,220	53,220	53,220			3 - 353
Replace Unit Van 12 2018 Ford Transit Passenger Van	C	Schools	4	2025									53,220	53,220	53,220	53,220			3 - 353
Replace Unit Van 7 2012 Ford E250 Van	C	Schools	4	2021	52,374	52,374									52,374	52,374			3 - 336
Replace Unit Van 8 2013 Ford E250 Van	C	Schools	4	2021	52,374	52,374									52,374	52,374			3 - 336
Replace Unit Van 9 2014 Toyota Sienna Van	C	Schools	4	2022			48,002	48,002							48,002	48,002			3 - 340
<b>Fleet</b>			<b>4</b>		<b>1,268,729</b>	<b>962,315</b>	<b>1,450,934</b>	<b>1,450,934</b>	<b>863,416</b>	<b>863,416</b>	<b>2,541,963</b>	<b>2,541,963</b>	<b>2,111,556</b>	<b>2,111,022</b>	<b>7,929,650</b>	<b>6,417,624</b>	<b>1,512,026</b>		
DPW Complex Construction	M	Public Works	5	2023					38,688,000										3 - 93
DPW Complex Design	M	Public Works	5	2021	3,200,000														3 - 91
Mitchell Elementary School Renovation	M	Schools	5	2022			650,000												3 - 255
Mitchell Elementary School Renovation	M	Schools	5	2024							120,824,100								3 - 284
Open Space Acquisitions	P	Community	5	2021	1,000,000														3 - 213
Open Space for Municipal Purposes	N	General	5	2021	1,000,000														3 - 333
Renovate/Reconstruct Emery Grover Building at Highland Avenue Location	M	Schools	5	2022			2,282,800												3 - 248
Renovate/Reconstruct Emery Grover Building at Highland Avenue Location	M	Schools	5	2023					18,613,700										3 - 269
Hillside School as Swing Space for School Construction	M	Schools	5	2022			4,236,600												3 - 252
Hillside School as Swing Space for School Construction	M	Schools	5	2023					26,408,300										3 - 273
Pollard School Improvements	N	Schools	5	2028															3 - 295
Pollard School Improvements	N	Schools	5	2029															3 - 300
<b>Other</b>			<b>5</b>		<b>5,200,000</b>		<b>7,169,400</b>		<b>83,710,000</b>		<b>120,824,100</b>								

Town of Needham  
Capital Improvement Plan  
January 2020

Preliminary Tier One Recommendations  
FY2021 - FY2025

Title	Code*	Function	Cat*	Fiscal	FY2021 Department Request	FY2021 Recommended Tier 1	FY2022 Department Request	FY2022 Recommended Tier 1	FY2023 Department Request	FY2023 Recommended Tier 1	FY2024 Department Request	FY2024 Recommended Tier 1	FY2025 Department Request	FY2025 Recommended Tier 1	Recommended	Cash	Debt	Other	Page
TOTAL					14,284,901	6,034,567	18,836,738	9,653,538	96,785,576	5,650,810	130,093,657	6,755,557	8,842,536	6,005,492	34,099,964	26,896,438	3,960,026	3,243,500	
General Fund Cash						5,256,367		5,440,238		4,950,810		5,243,531		6,005,492	26,896,438				
Other Available Funds						101,500		2,442,000		700,000					3,243,500				
Debt						676,700		1,771,300				1,512,026			3,960,026				
No Action					8,250,334		9,183,200		91,134,766		123,338,100		2,837,044						
TOTAL						6,034,567		9,653,538		5,650,810		6,755,557		6,005,492	34,099,964				

Town of Needham  
Capital Improvement Plan  
January 2020

Preliminary Tier One Recommendations  
FY2021 - FY2025

Title	Code*	Function	Cat*	Fiscal	FY2021 Department Request	FY2021 Recommended Tier 1	FY2022 Department Request	FY2022 Recommended Tier 1	FY2023 Department Request	FY2023 Recommended Tier 1	FY2024 Department Request	FY2024 Recommended Tier 1	FY2025 Department Request	FY2025 Recommended Tier 1	Recommended	Cash	Debt	Other	Page
<b>Sewer Enterprise</b>																			
Cooks Bridge Sewer Pump Station Construction	M	Utilities	3	2023					3,404,205	3,404,205				3,404,205		3,404,205			3 - 147
Cooks Bridge Sewer Pump Station Design	M	Utilities	3	2022			345,000	345,000						345,000	345,000				3 - 145
Drain System Improvements Construction	MI	Stormwater	3	2023					2,070,000										3 - 151
Drain System Improvements Designs	MI	Stormwater	3	2022			262,000												3 - 149
Inflow Feasibility Study	IG	Utilities	3	2024															3 - 153
Sewer Main Greendale/Rte. 128 Construction	P	Utilities	3	2024							9,090,000								3 - 157
Sewer Main Greendale/Rte. 128 Design	P	Utilities	3	2022			1,969,500	1,969,500						1,969,500		1,969,500			3 - 155
<b>Infrastructure &amp; Land</b>			3				2,576,500	2,314,500	5,474,205	3,404,205	9,090,000			5,718,705	345,000	5,373,705			
Replace Unit 101 2010 Case Loader	L	Utilities	4	2021	238,283	238,283								238,283	238,283				3 - 336
Replace Unit 103 2012 John Deere Backhoe	L	Utilities	4	2024							139,768	139,768		139,768	139,768				3 - 349
Replace Unit 11 2013 Ford Explorer	C	Utilities	4	2023					38,851	38,851				38,851	38,851				3 - 345
Replace Unit 17 2012 Ford F550 Dump Truck	C	Utilities	4	2022			68,363	68,363						68,363	68,363				3 - 340
Replace Unit 19 2010 International 7400 Dump Truck	L	Utilities	4	2022			250,956	250,956						250,956	250,956				3 - 340
Replace Unit 23 2011 Ford F350 Utility Truck	C	Utilities	4	2021	79,805	79,805								79,805	79,805				3 - 336
Replace Unit 37 2010 International 7500 Vactor	L	Utilities	4	2022			384,570	384,570						384,570	384,570				3 - 340
<b>Fleet</b>			4		318,088	318,088	703,889	703,889	38,851	38,851	139,768	139,768		1,200,596	1,200,596				
<b>TOTAL</b>					318,088	318,088	3,280,389	3,018,389	5,513,056	3,443,056	9,229,768	139,768		6,919,301	1,545,596	5,373,705			
<b>Enterprise Fund Cash</b>						318,088		1,048,889		38,851		139,768			1,545,596				
<b>Other Available Funds</b>																			
<b>Debt</b>								1,969,500		3,404,205					5,373,705				
<b>No Action</b>							262,000		2,070,000		9,090,000								
<b>TOTAL</b>						318,088		3,018,389		3,443,056		139,768			6,919,301				

Town of Needham  
Capital Improvement Plan  
January 2020

Preliminary Tier One Recommendations  
FY2021 - FY2025

Title	Code*	Function	Cat*	Fiscal	FY2021 Department Request	FY2021 Recommended Tier 1	FY2022 Department Request	FY2022 Recommended Tier 1	FY2023 Department Request	FY2023 Recommended Tier 1	FY2024 Department Request	FY2024 Recommended Tier 1	FY2025 Department Request	FY2025 Recommended Tier 1	Recommended	Cash	Debt	Other	Page
<b>Water Enterprise</b>																			
Charles River Water Treatment Plant HVAC Upgrades Construction	I	Utilities	3	2025															3 - 161
Charles River Water Treatment Plant HVAC Upgrades Design	I	Utilities	3	2024															3 - 159
Water Distribution Predictive Asset Management	I	Utilities	3	2023															3 - 163
Water Distribution System Improvements (Kingsbury/Oakland) (South Street)	M	Utilities	3	2024						575,000	575,000			575,000	575,000				3 - 168
Water Distribution System Improvements (Mills/Sachem) (Kingsbury/Oakland)	M	Utilities	3	2023				510,000	510,000						510,000	510,000			3 - 166
Water Distribution System Improvements (Rosemary) (Mills/Sachem)	M	Utilities	3	2022			372,000	372,000							372,000	372,000			3 - 164
Water Distribution System Improvements (South Street)	N	Utilities	3	2025									800,000	800,000	800,000	800,000			3 - 170
Water Service Connections	R	Utilities	3	2022			200,000	200,000							200,000	200,000			3 - 172
Water Service Connections	R	Utilities	3	2023					200,000	200,000					200,000	200,000			3 - 174
Water Service Connections	R	Utilities	3	2024						200,000	200,000				200,000	200,000			3 - 176
Water Service Connections	R	Utilities	3	2025								200,000	200,000		200,000	200,000			3 - 178
Water Supply Development Construction	M	Utilities	3	2024						1,304,000									3 - 182
Water Supply Development Design	M	Utilities	3	2022			448,000												3 - 180
Infrastructure & Land			3				1,020,000	572,000	710,000	710,000	2,079,000	775,000	1,000,000	1,000,000	3,057,000	3,057,000			
Replace Unit 164 2008 Atlas Copco Trailer (Generator)	L	Utilities	4	2023					34,592	34,592					34,592	34,592			3 - 345
Replace Unit 25 2012 Ford F450 Utility Truck	L	Utilities	4	2022			90,464	90,464							90,464	90,464			3 - 340
Replace Unit 30 2012 Ford F550 Dump Truck	C	Utilities	4	2022			127,715	127,715							127,715	127,715			3 - 340
Replace Unit 31 2011 Ford F150	C	Utilities	4	2021	43,002	43,002									43,002	43,002			3 - 336
Replace Unit 40 Ford F350	C	Utilities	4	2022			63,804	63,804							63,804	63,804			3 - 340
Fleet			4		43,002	43,002	281,983	281,983	34,592	34,592					359,577	359,577			
TOTAL					43,002	43,002	1,301,983	853,983	744,592	744,592	2,079,000	775,000	1,000,000	1,000,000	3,416,577	3,416,577			

Town of Needham  
Capital Improvement Plan  
January 2020

Preliminary Tier One Recommendations  
FY2021 - FY2025

Title	Code*	Function	Cat*	Fiscal	FY2021 Department Request	FY2021 Recommended Tier 1	FY2022 Department Request	FY2022 Recommended Tier 1	FY2023 Department Request	FY2023 Recommended Tier 1	FY2024 Department Request	FY2024 Recommended Tier 1	FY2025 Department Request	FY2025 Recommended Tier 1	Recommended	Cash	Debt	Other	Page
Enterprise Fund Cash						43,002		853,983		744,592		775,000		1,000,000	3,416,577				
Other Available Funds																			
Debt																			
No Action							448,000				1,304,000								
<b>TOTAL</b>						43,002		853,983		744,592		775,000		1,000,000	3,416,577				
Equipment & Technology			1		1,135,072	1,080,252	1,803,804	1,553,804	907,354	1,157,894	1,163,594	1,163,594	1,674,470	1,324,470	6,280,014	5,680,014		600,000	
Buildings & Facilities			2		3,159,100	1,636,000	2,716,100	1,883,800	5,767,806	350,000	400,000	400,000	150,000	150,000	4,419,800	1,971,800	2,448,000		
Infrastructure & Land			3		3,522,000	2,356,000	9,293,000	7,651,500	11,721,205	7,393,705	16,333,000	3,425,000	5,906,510	3,420,000	24,246,205	16,229,000	5,373,705	2,643,500	
Fleet			4		1,629,819	1,323,405	2,436,806	2,436,806	936,859	936,859	2,681,731	2,681,731	2,111,556	2,111,022	9,489,823	7,977,797	1,512,026		
Other			5		5,200,000		7,169,400		83,710,000		120,824,100								
<b>GRAND TOTAL</b>					14,645,991	6,395,657	23,419,110	13,525,910	103,043,224	9,838,458	141,402,425	7,670,325	9,842,536	7,005,492	44,435,842	31,858,611	9,333,731	3,243,500	
Equipment & Technology			1		1,135,072	1,080,252	1,803,804	1,553,804	907,354	1,157,894	1,163,594	1,163,594	1,674,470	1,324,470	6,280,014	5,680,014		600,000	
Buildings & Facilities			2		3,159,100	1,636,000	2,716,100	1,883,800	5,767,806	350,000	400,000	400,000	150,000	150,000	4,419,800	1,971,800	2,448,000		
Infrastructure & Land			3		3,522,000	2,356,000	5,696,500	4,765,000	5,537,000	3,279,500	5,164,000	2,650,000	4,906,510	2,420,000	15,470,500	12,827,000		2,643,500	
Fleet			4		1,268,729	962,315	1,450,934	1,450,934	863,416	863,416	2,541,963	2,541,963	2,111,556	2,111,022	7,929,650	6,417,624	1,512,026		
Other			5		5,200,000		7,169,400		83,710,000		120,824,100								
<b>General Fund</b>					14,284,901	6,034,567	18,836,738	9,653,538	96,785,576	5,650,810	130,093,657	6,755,557	8,842,536	6,005,492	34,099,964	26,896,438	3,960,026	3,243,500	
Equipment & Technology			1																
Buildings & Facilities			2																
Infrastructure & Land			3				2,576,500	2,314,500	5,474,205	3,404,205	9,090,000				5,718,705	345,000	5,373,705		
Fleet			4		318,088	318,088	703,889	703,889	38,851	38,851	139,768	139,768			1,200,596	1,200,596			
Other			5																
<b>Sewer Fund</b>					318,088	318,088	3,280,389	3,018,389	5,513,056	3,443,056	9,229,768	139,768			6,919,301	1,545,596	5,373,705		
Equipment & Technology			1																
Buildings & Facilities			2																
Infrastructure & Land			3				1,020,000	572,000	710,000	710,000	2,079,000	775,000	1,000,000	1,000,000	3,057,000	3,057,000			
Fleet			4		43,002	43,002	281,983	281,983	34,592	34,592					359,577	359,577			
Other			5																
<b>Water Fund</b>					43,002	43,002	1,301,983	853,983	744,592	744,592	2,079,000	775,000	1,000,000	1,000,000	3,416,577	3,416,577			
<b>Grand Total</b>					14,645,991	6,395,657	23,419,110	13,525,910	103,043,224	9,838,458	141,402,425	7,670,325	9,842,536	7,005,492	44,435,842	31,858,611	9,333,731	3,243,500	

Town of Needham  
Capital Improvement Plan  
January 2020

**Preliminary Tier One Recommendations  
FY2021 - FY2025**

Title	Code*	Function	Cat*	Fiscal	FY2021 Department Request	FY2021 Recommended Tier 1	FY2022 Department Request	FY2022 Recommended Tier 1	FY2023 Department Request	FY2023 Recommended Tier 1	FY2024 Department Request	FY2024 Recommended Tier 1	FY2025 Department Request	FY2025 Recommended Tier 1	Recommended	Cash	Debt	Other	Page
-------	-------	----------	------	--------	---------------------------------	---------------------------------	---------------------------------	---------------------------------	---------------------------------	---------------------------------	---------------------------------	---------------------------------	---------------------------------	---------------------------------	-------------	------	------	-------	------

**Code**

- B = Funding may be considered under the operating budget/special warrant
- C = Core Fleet
- D = Recommendation is deferred or on hold pending other actions
- E = Emergency approval
- F = Funded appropriation outside the capital plan
- G = Request may not qualify as capital submission
- L = Specialized Fleet Equipment
- I = Project submission is incomplete or waiting additional information
- M = Submission has been modified from previous submission
- N = New submission with this CIP
- P = Project request has appeared in previous CIP's
- Q = Request does not qualify as a capital submission
- R = This is a regularly recurring capital request
- S = No recommendation; under study
- U = Urgent request based on identified conditions

**Cat (Category)**

- 1 = Equipment or Technology
- 2 = Building or Facility
- 3 = Infrastructure or Land Improvements
- 4 = Fleet
- 5 = Extraordinary

Orange highlighted amounts indicate that all or a portion of the funding recommendation may be funded by CPA funds

Pink highlighted amounts indicate that all or a portion of the funding recommendation may be funded by debt.



Town of Needham  
Capital Improvement Plan  
January 2020

**General Fund Capital  
Current and Prior  
Funding Sources**

Description	Funded FY2016	Funded FY2017	Funded FY2018	Funded FY2019	Funded FY2020	Requested FY2021	Proposed FY2021
Current Year Requests						13,183,401	7,673,401
<b>Cash</b>							
Current Receipts & Free Cash	2,432,606	2,729,117	5,438,467	10,491,289	7,418,252		6,996,701
Other Available Funds	320,305	302,000	3,888,000	2,144,000	2,744,500		
<b>Total - Cash</b>	2,752,911	3,031,117	9,326,467	12,635,289	10,162,752		6,996,701
<b>Debt</b>							
Within the Annual Levy Limit	5,100,000	500,000	15,075,000	6,671,000			676,700
Excluded from the Levy Limit	7,000,000	58,305,000	3,750,000	66,245,000			
<b>Total - Debt</b>	12,100,000	58,805,000	18,825,000	72,916,000			676,700
<b>Total</b>	14,852,911	61,836,117	28,151,467	85,551,289	10,162,752	13,183,401	7,673,401

Town of Needham  
Capital Improvement Plan  
January 2020

**General Fund Capital  
Current and Prior  
Funding Sources**

Description	Funded FY2016	Funded FY2017	Funded FY2018	Funded FY2019	Funded FY2020	Requested FY2021	Proposed FY2021	
Athletic Facility Improvements (DeFazio Synthetic Track)						160,000	160,000	G
Automated External Defibrillators Replacement						32,885	32,885	G
Broadmeadow School Technology Room Conversion						213,100	213,100	G
Building Management System Upgrade					392,000			G
Center at the Heights Computer Lab					50,000			G
Central Avenue/Elliott Street Bridge	2,000,000							D
Claxton Field Lights								
DPW Boiler Replacement 470 Dedham Avenue					50,000	460,000	460,000	A G
DPW Complex						3,200,000		
DPW/Public Services Administration Building Location Feasibility Study	40,000							A
Drain System Improvements - Water Quality								
Eliot School Technology Room Conversion						179,300	179,300	G
Emery Grover Building Study					130,000			G
Emery Grover School Administration Tank	73,000							A
Energy Efficiency Upgrade Improvements	96,323	38,154	57,000	71,000	57,000	100,000	100,000	G G G G A G

Town of Needham  
Capital Improvement Plan  
January 2020

**General Fund Capital  
Current and Prior  
Funding Sources**

Description	Funded FY2016	Funded FY2017	Funded FY2018	Funded FY2019	Funded FY2020	Requested FY2021	Proposed FY2021	
Facility Assessment for Sustainable Building Management					100,000			G
Firearm Replacement						33,000	33,000	G
Fleet - Ambulance (Fire)			224,677	G		337,479	337,479	G
Fleet - Delivery Van (School)			33,861	G				
Fleet - Dump Truck 10 Wheel Heavy Class 8 Unit 49 (Highway)	269,930							G
Fleet - Dump Truck 10 Wheel Unit 47 (Highway)			223,109	G				
Fleet - Dump Truck 6 Wheel Heavy Class 8 Unit 7 (Highway)	219,746							G
Fleet - Dump Truck 6 Wheel Unit 70 (Parks)			68,364	G				
Fleet - Dump Truck 6 Wheel Unit 71 (Parks)			68,364	G				
Fleet - Dump Truck 6 Wheel Unit 73 (Parks)	78,296							G
Fleet - Dump Truck 6 Wheel Unit 75 (Parks)	78,296							G
Fleet - Dump Truck 6 Wheel with Hook Lift Unit 74 (Parks)	104,102							G
Fleet - Fire Engine E2 (Fire)					840,163			G
Fleet - Fire Prevention Vehicle C-42 (Fire)					35,249			G
Fleet - Fire Response Vehicle C-03 (Fire)						55,502	55,502	G

Town of Needham  
Capital Improvement Plan  
January 2020

**General Fund Capital  
Current and Prior  
Funding Sources**

Description	Funded FY2016	Funded FY2017	Funded FY2018	Funded FY2019	Funded FY2020	Requested FY2021	Proposed FY2021
Fleet - Heavy Duty Bucket Truck Class 8 Unit 35 (Parks)					274,434		G
Fleet - Heavy Duty Work Truck Class 8 Unit 34 (Solid Waste)						168,255	168,255 G
Fleet - Large Tractor Unit 102 (Highway)					252,140		G
Fleet - Passenger Vehicle Unit 1 (Admin)				33,616			G
Fleet - Passenger Vehicle Unit 15 (Admin)			35,481				G
Fleet - Passenger Vehicle Unit 43 (Fire)		35,123					G
Fleet - Passenger Vehicle Unit 44 (Engineering)				33,616			G
Fleet - Passenger Vehicle Unit 46 (Engineering)				33,616			G
Fleet - Passenger Vehicle Unit 52 (Highway)			34,729				G
Fleet - Pickup Truck Unit 12 (Parks)			38,277				G
Fleet - School Bus Unit 14 (School)					81,942		G
Fleet - Sidewalk Tractor Plow Unit 106 (Highway)	152,912						G
Fleet - Sidewalk Tractor Plow Unit 107 (Highway)					178,571		G
Fleet - Sidewalk Tractor Plow Unit 113 (Highway)						178,163	178,163 G
Fleet - Sidewalk Tractor Plow Unit 117 (Highway)	173,967						G

Town of Needham  
Capital Improvement Plan  
January 2020

**General Fund Capital  
Current and Prior  
Funding Sources**

Description	Funded FY2016	Funded FY2017	Funded FY2018	Funded FY2019	Funded FY2020	Requested FY2021	Proposed FY2021
Fleet - Skid Steer Loader Unit 76 (Highway)				122,182	G		
Fleet - Small SUV replaces Unit 457 (Building)					33,085	G	
Fleet - Street Sweeper Unit 181 (Highway)						263,412	263,412
							G
Fleet - Street Sweeper Unit 182 (Highway)				264,101	G		
Fleet - SUV Emergency Response Unit 2 (Fire)		56,635	G				
Fleet - SUV Emergency Response Unit 3 (Fire)		46,116	G				
Fleet - Tractor Mower Unit 336 (Parks)			98,747	G			
Fleet - Trailer Large Unit 183 (Parks)				25,722	G		
Fleet - Transport Van Unit 1 (School)					38,388	G	
Fleet - Transport Van Unit 2 (School)					38,388	G	
Fleet - Transport Van Unit 3 (School)			32,875	G			
Fleet - Transport Van Unit 4 (School)				48,776	G		
Fleet - Transport Van Unit 404 (HHS Aging Services)		87,354	AG				
Fleet - Transport Van Unit 5 (School)				48,776	G		
Fleet - Transport Van Unit 6 (School)			32,875	G			

Town of Needham  
Capital Improvement Plan  
January 2020

**General Fund Capital  
Current and Prior  
Funding Sources**

Description	Funded FY2016	Funded FY2017	Funded FY2018	Funded FY2019	Funded FY2020	Requested FY2021	Proposed FY2021	
Fleet - Transport Van with Wheelchair Lift Van 7 (School)						52,374	52,374	G
Fleet - Transport Van with Wheelchair Lift Van 8 (School)						52,374	52,374	G
Fleet - Utility Trailer Chipper Unit 256 (Parks)					64,936			G
Fleet - Utility Trailer Portable Messenger Board Unit 120 (Highway)		23,031						G
Fleet - Utility Truck Unit 48 (Highway)			83,561					G
Fleet - Work Truck Class 1 Unit 720 (Building Maintenance)						43,002	43,002	G
Fleet - Work Truck Class 2 Unit 2 (Fleet)					37,060			G
Fleet - Work Truck Class 2 Unit 56 (Solid Waste)					50,332			G
Fleet - Work Truck Class 2 Unit 57 (Highway)					63,804			G
Fleet - Work Truck Class 2 Unit 702 (Building Maintenance)				45,765				G
Fleet - Work Truck Class 2 Unit 705 (Building Maintenance)					37,060			G
Fleet - Work Truck Class 3 Unit 4 (Fleet)				82,671				G
Fleet - Work Truck Class 3 Unit 43 (Highway)						69,455	69,455	G
Fleet - Work Truck Class 3 Unit 65 (Parks)				66,037				G
Fleet - Work Truck Class 5 Unit 55 (Highway)				142,495				G

Town of Needham  
Capital Improvement Plan  
January 2020

**General Fund Capital  
Current and Prior  
Funding Sources**

Description	Funded FY2016	Funded FY2017	Funded FY2018	Funded FY2019	Funded FY2020	Requested FY2021	Proposed FY2021	
Fleet - Work Van Class 2 Unit 707 (Building Maintenance)						48,713	48,713	G
Fleet - Work Van Unit 301 (Parks)				34,069				G
Fleet - Work Van Unit 704 (Building Maintenance)			31,222					G
Fleet - Work Van Unit 706 (Glazier)		35,073						G
Fleet - Work Van Unit 708 (Delivery)	28,049							G
Fleet - Work Van Unit 715 (Building Maintenance)					43,709			G
Fleet - Work Van Unit 92 (Engineering)					41,550			G
Fuel Island Relocation and Upgrade		131,000	1,056,000					G G
Fuel System Software/Hardware Upgrade	94,500							G
High School A Gym Upgrade		130,557						G
High School Chiller			125,000					O
High School Classroom Expansion & Other Improvements			14,138,000	ADS	431,000			G
High School Classroom Expansion Alternatives Feasibility Study		65,000						G
High School Expansion Options	150,000							A
High School Locker Reconfiguration & Addition					50,000			AG

Town of Needham  
Capital Improvement Plan  
January 2020

**General Fund Capital  
Current and Prior  
Funding Sources**

Description	Funded FY2016	Funded FY2017	Funded FY2018	Funded FY2019	Funded FY2020	Requested FY2021	Proposed FY2021
Hillcrest Radio Repeater Building Replacement				136,000	G		
Hillside School (Williams) Feasibility & Design	45,000	A					
Library Furniture				43,970	G	112,960	G 84,168 84,168 G
Library Space Planning						60,000	60,000 G
Library Technology						30,000	30,000 G
Mail Processing Machines	30,645	G					
Memorial Park Buildings and Grounds Improvements		50,000	G 375,000	G 5,750,000	DSG		
Mitchell School Locker Replacement				70,000	A		
Mitchell School Modular Classrooms				1,560,000	AG	630,000	G
Mitchell School Restroom Upgrades						67,000	G 676,700 676,700 D
Mobile Column Lifts	73,500	G					
Multi-Function Printer Devices				35,000	G	35,600	G 35,600 35,600 G
Needham Crossing Streetscape						25,000	25,000 G
Needham High School Cafeteria Expansion	2,100,000	D					
Needs Assessment of Pollard, Newman and NHS Auditorium Theatrical Sound and Lighting Systems						60,000	



Town of Needham  
Capital Improvement Plan  
January 2020

**General Fund Capital  
Current and Prior  
Funding Sources**

Description	Funded FY2016	Funded FY2017	Funded FY2018	Funded FY2019	Funded FY2020	Requested FY2021	Proposed FY2021		
Network Hardware, Servers & Switches	30,000	G							
Newman Preschool Playground Custom Shade Shelter					69,200	G			
Newman School Gym Floor					275,000	G			
Non-Public Safety Data Center Servers and Storage Units			145,000	G	180,000	G			
NPDES Support Projects						770,500	770,500	G	
Open Space for Municipal Purposes						1,000,000			
Personal Protective Equipment			167,872	G	43,424	G	43,424	43,424	G
Police and Fire Mobile and Portable Radios					617,550	G			
Police Use-Of-Force Training Simulator				47,000	G				
Pollard School Air Conditioning Upgrade						100,000	100,000	G	
Pollard School Blue & Green Gym Upgrades			45,000	G	540,000	G	155,000	AG	
Pollard School Locker Replacement		41,157	G						
Pollard School Locker Room Retrofit Design						60,000	60,000	G	
Pollard School Phased Improvements Feasibility Study				65,000	G				
Pollard School Restroom Upgrades			650,000	O					

Town of Needham  
Capital Improvement Plan  
January 2020

**General Fund Capital  
Current and Prior  
Funding Sources**

Description	Funded FY2016		Funded FY2017		Funded FY2018		Funded FY2019		Funded FY2020		Requested FY2021	Proposed FY2021	
Property Acquisition (609 Central Avenue)			762,500	X									
Property Acquisition (Owens Farm & Abutting Properties)	7,000,000	X											
Public Safety Complex/Station #2 Projects	50,000	OA	90,000	O	4,000,000	OX	66,245,000	X					
Public Safety Data Center Servers and Storage Units							30,000	G					
Public Safety Desktops, Printers and Peripherals									200,000	G			
Public Safety Mobile Devices							35,000	G	35,000	G			
Public Works Infrastructure Program	1,453,500	DG	1,700,000	DG	1,762,000	G	1,773,500	DG	2,169,550	G	2,415,000	2,415,000	G
Public Works Storage Facility					150,000	G	4,885,000	DG					
Recycling and Transfer Station Property Improvements									295,000	G			
Renovate/Reconstruct Hillside as Swing Space for School Construction											100,000		
Ridge Hill Building Demolition											500,000		
Rosemary Complex					3,800,000	DO							
School Copier Replacement	62,740	G	39,330	G	46,790	G	84,190	G	52,470	G	62,420	62,420	G
School Furniture & Musical Equipment	45,405	G	45,000	G	45,000	G	60,500	G	35,000	G	35,000	35,000	G
School Master Plan Feasibility Study											650,000		

Town of Needham  
Capital Improvement Plan  
January 2020

**General Fund Capital  
Current and Prior  
Funding Sources**

Description	Funded FY2016	Funded FY2017	Funded FY2018	Funded FY2019	Funded FY2020	Requested FY2021	Proposed FY2021						
School Master Plan Supplement					125,000	G							
School Phone System Replacement				319,000	G								
School Technology Replacement	403,000	G	307,750	G	463,500	G	303,600	G	632,350	G	586,575	586,575	G
Specialty Equipment - Field Renovator (Parks)			30,000	G									
Specialty Equipment - Loader Mounted Snow Blower (Highway)						192,000	192,000	G					
Specialty Equipment - Unit 344 Large Mower (Parks)					76,500	G							
Specialty Equipment - Unit 351 Tractor (Parks)						68,000	G						
Streetlight Conversion to LED					685,000	G							
Town Hall Stair Modifications			200,000	G									
Town Offices Replacement Furniture					25,000	G	25,000	G					
Traffic Improvements			249,000	G	50,000	G	50,000	G	50,000	G	50,000	G	
Turf Field Replacement at DeFazio Field and Memorial Park					55,000	S	2,500,000	S					
Williams Elementary School		57,542,500	X										
Williams Elementary School Outside Play Area		250,000	A										

Town of Needham  
 Capital Improvement Plan  
 January 2020

**General Fund Capital  
 Current and Prior  
 Funding Sources**

Description	Funded FY2016	Funded FY2017	Funded FY2018	Funded FY2019	Funded FY2020	Requested FY2021	Proposed FY2021
-------------	------------------	------------------	------------------	------------------	------------------	---------------------	--------------------

**Funding Source**

A = Transfer from another Financial Warrant Article	E = Enterprise Fund Cash	S = Stabilization Fund	3 = Open Space Reserve
B = Operating Budget	G = General Fund Cash	T = CPA General Reserve	4 = CPA Free Cash
C = CPA Fund Cash	O = Overlay Surplus	1 = Community Housing Reserve	X = Excluded Debt
D = Debt	R = Retained Earnings	2 = Historic Reserve	

Town of Needham  
 Capital Improvement Plan  
 January 2020

**Community Preservation Fund Capital  
 Current and Prior  
 Funding Sources**

Description	Funded FY2016	Funded FY2017	Funded FY2018	Funded FY2019	Funded FY2020	Requested FY2021	Proposed FY2021
<b>Current Year Requests</b>						1,101,500	101,500
<b>Cash</b>							
Current Receipts & State Match			1,030,000	500,000			
Other Available Funds	3,417,000	978,000	4,075,000	2,450,000	1,162,000		101,500
<b>Total - Cash</b>	3,417,000	978,000	5,105,000	2,950,000	1,162,000		101,500
<b>Debt</b>							
CPA Surcharge Supported			8,000,000				
<b>Total - Debt</b>			8,000,000				
<b>Total</b>	3,417,000	978,000	13,105,000	2,950,000	1,162,000	1,101,500	101,500

Town of Needham  
Capital Improvement Plan  
January 2020

**Community Preservation Fund Capital  
Current and Prior  
Funding Sources**

Description	Funded FY2016	Funded FY2017	Funded FY2018	Funded FY2019	Funded FY2020	Requested FY2021	Proposed FY2021	
Athletic Facility Improvements (Claxton Field Lighting)+						72,500	72,500	T
Athletic Facility Improvements (Claxton Softball Field Skin)+						29,000	29,000	T
Boat Launch Design	30,000	4						
Cricket Field Improvements			35,000	4	480,000	4		
Fisher Street Trailhead Design					15,000			T
Memorial Park Buildings and Grounds Improvements		310,000	4		500,000			C
Mills Field Improvements	510,000	4						
Newman School Fields Renovation	1,527,000	4						
Open Space Purchase						1,000,000		
Public Playgrounds					350,000			T
Rail Trail Improvements	100,000	4						
Rosemary Complex	450,000	4	550,000	4	12,000,000			CD T4
Rosemary Lake Camp and Trail				50,000	4	200,000		T
Rosemary Lake Sediment Removal		118,000	4		2,400,000			T 3,4
Town Common Historic Redesign						117,000		T

Town of Needham  
Capital Improvement Plan  
January 2020

**Community Preservation Fund Capital  
Current and Prior  
Funding Sources**

Description	Funded FY2016	Funded FY2017	Funded FY2018	Funded FY2019	Funded FY2020	Requested FY2021	Proposed FY2021
Trail Improvement Project - Needham Reservoir			860,000	4			
Trail Improvement Project - Newman Eastman	800,000	4					
Williams Elementary School Walking Trails			210,000	4			

Notes

+ Subject to approval by the Community Preservation Committee

**Funding Source**

A = Transfer from another Financial Warrant Article	E = Enterprise Fund Cash	S = Stabilization Fund	3 = Open Space Reserve
B = Operating Budget	G = General Fund Cash	T = CPA General Reserve	4 = CPA Free Cash
C = CPA Fund Cash	O = Overlay Surplus	1 = Community Housing Reserve	X = Excluded Debt
D = Debt	R = Retained Earnings	2 = Historic Reserve	

Town of Needham  
 Capital Improvement Plan  
 January 2020

**RTS Enterprise Fund Capital  
 Prior  
 Funding Sources**

Description	Funded FY2016	Funded FY2017	Funded FY2018	Funded FY2019	Funded FY2020	Requested FY2021	Proposed FY2021
<b>Current Year Requests</b>							
<b>Cash</b>							
Current Receipts & Retained Earnings		215,927	725,342	345,360			
Other Available Funds		22,073					
<b>Total - Cash</b>		238,000	725,342	345,360			
<b>Debt</b>							
Fee Supported^		269,000		645,000			
<b>Total - Debt</b>		269,000		645,000			
<b>Total</b>		507,000	725,342	990,360			



Town of Needham  
Capital Improvement Plan  
January 2020

**RTS Enterprise Fund Capital  
Prior  
Funding Sources**

Description	Funded FY2016	Funded FY2017	Funded FY2018	Funded FY2019	Funded FY2020	Requested FY2021	Proposed FY2021
Big Belly Trash Cans				100,000	R		
Fleet - Collection Packer Unit 80			211,256	R			
Fleet - Front End Loader Unit 104		269,000	D				
Fleet - Front End Loader Unit 143				245,360	R		
Fleet - Grinder Unit 67			43,086	R			
Fleet - Swap Loader Truck Unit 5		120,000	R				
Fuel Island Relocation and Upgrade			15,000	R			
RTS Property Improvements		68,000	AR	290,000	R	645,000	D
RTS Stormwater Plan		50,000	R				
Transfer Station Floor Replacement			166,000	R			

**Funding Source**

A = Transfer from another Financial Warrant Article	E = Enterprise Fund Cash	S = Stabilization Fund	3 = Open Space Reserve
B = Operating Budget	G = General Fund Cash	T = CPA General Reserve	4 = CPA Free Cash
C = CPA Fund Cash	O = Overlay Surplus	1 = Community Housing Reserve	X = Excluded Debt
D = Debt	R = Retained Earnings	2 = Historic Reserve	

Town of Needham  
Capital Improvement Plan  
January 2020

**Sewer Enterprise Fund Capital  
Current and Prior  
Funding Sources**

Description	Funded FY2016	Funded FY2017	Funded FY2018	Funded FY2019	Funded FY2020	Requested FY2021	Proposed FY2021
<b>Current Year Requests</b>						318,088	318,088
<b>Cash</b>							
Current Receipts & Retained Earnings	554,357	63,525	87,000	2,301,111	1,631,487		318,088
Other Available Funds	116,143	10,335					
<b>Total - Cash</b>	<b>670,500</b>	<b>73,860</b>	<b>87,000</b>	<b>2,301,111</b>	<b>1,631,487</b>		<b>318,088</b>
<b>Debt</b>							
Fee Supported			600,000		800,000		
<b>Total - Debt</b>			<b>600,000</b>		<b>800,000</b>		
<b>Total</b>	<b>670,500</b>	<b>73,860</b>	<b>687,000</b>	<b>2,301,111</b>	<b>2,431,487</b>	<b>318,088</b>	<b>318,088</b>

Town of Needham  
Capital Improvement Plan  
January 2020

**Sewer Enterprise Fund Capital  
Current and Prior  
Funding Sources**

Description	Funded FY2016	Funded FY2017	Funded FY2018	Funded FY2019	Funded FY2020	Requested FY2021	Proposed FY2021	
Fleet - Front End Loader Unit 101						238,283	238,283	R
Fleet - Heavy Duty Work Truck Class 8 Unit 35 (with Catch Basin Cleaner)					201,487			R
Fleet - Work Truck Class 2b Unit 94				67,864				R
Fleet - Work Truck Class 3 Unit 23						79,805	79,805	R
Fleet - Work Truck Class 3 Unit 28 (Rodder)				64,247				R
Fuel Island Relocation and Upgrade			87,000					R
Public Works Storage Facility				944,000				R
Sewer Main Extension Zone I and II		73,860	AR	690,000				R
Sewer Main Replacements				330,000				R
Sewer Pump Station Improvements (Alden Road)			600,000					D
Sewer Pump Station Improvements (Lake Drive)					630,000			R
Sewer Pump Station Improvements (Reservoir A)	550,000	AR						
Sewer Service Connections	50,000	R						
Sewer System Infiltration & Inflow Removal Program				205,000	R	1,600,000		DR
Specialty Equipment Sewer Easement Machine to Clean Sewer Lines	70,500	R						

**Funding Source**

A = Transfer from another Financial Warrant Article	E = Enterprise Fund Cash	S = Stabilization Fund	3 = Open Space Reserve
B = Operating Budget	G = General Fund Cash	T = CPA General Reserve	4 = CPA Free Cash
C = CPA Fund Cash	O = Overlay Surplus	1 = Community Housing Reserve	X = Excluded Debt
D = Debt	R = Retained Earnings	2 = Historic Reserve	

Town of Needham  
Capital Improvement Plan  
January 2020

**Water Enterprise Fund Capital  
Current and Prior  
Funding Sources**

Description	Funded FY2016	Funded FY2017	Funded FY2018	Funded FY2019	Funded FY2020	Requested FY2021	Proposed FY2021
<b>Current Year Requests</b>						43,002	43,002
<b>Cash</b>							
Current Receipts & Retained Earnings	980,179	345,679	433,074	3,311,048	291,500		43,002
Other Available Funds	181,925						
<b>Total - Cash</b>	1,162,104	345,679	433,074	3,311,048	291,500		43,002
<b>Debt</b>							
Fee Supported	635,000		2,300,000		4,500,000		
<b>Total - Debt</b>	635,000		2,300,000		4,500,000		
<b>Total</b>	1,797,104	345,679	2,733,074	3,311,048	4,791,500	43,002	43,002

Town of Needham  
Capital Improvement Plan  
January 2020

**Water Enterprise Fund Capital  
Current and Prior  
Funding Sources**

Description	Funded FY2016	Funded FY2017	Funded FY2018	Funded FY2019	Funded FY2020	Requested FY2021	Proposed FY2021	
Birds Hill Water Tank				340,000	R			
Fire Flow Improvement Study		20,000	R					
Fleet - Heavy Duty Truck Class 7 Unit 14				239,404	R			
Fleet - Medium Work Truck Class 4 Unit 22				115,644	R			
Fleet - Pickup Truck Unit 21	41,604	R						
Fleet - Pickup Truck Unit 26		43,679	R					
Fleet - SUV Hybrid Unit 20			34,729	R				
Fleet - Tractor Excavator Unit 115			132,000	R				
Fleet - Van Unit 24			29,345	R				
Fleet - Pickup Truck Unit 31						43,002	43,002	R
Fuel Island Relocation and Upgrade			162,000	R				
Mobile Record Keeping Devices GIS	35,000	R						
Public Works Storage Facility				1,786,000	R			
Trail Improvement Project - Needham Reservoir			75,000	R				
Water Distribution System Improvements				830,000	R	3,800,000	D	

Town of Needham  
Capital Improvement Plan  
January 2020

**Water Enterprise Fund Capital  
Current and Prior  
Funding Sources**

Description	Funded FY2016		Funded FY2017		Funded FY2018		Funded FY2019		Funded FY2020		Requested FY2021	Proposed FY2021
Water Distribution System Improvements									430,000	D		
Water Distribution System Improvements									430,000	DR		
Water Distribution System Improvements									82,000	R		
Water Distribution System Improvements									49,500	R		
Water Service Connections	200,000	R	200,000	R	1,000,000	D						
Water Supply Development	700,000	R										
Water System Rehabilitation Program					1,300,000	D						
Water System Rehabilitation Program			82,000	R								
Water System Rehabilitation Program	820,500	ADR										

**Funding Source**

A = Transfer from another Financial Warrant Article	E = Enterprise Fund Cash	S = Stabilization Fund	3 = Open Space Reserve
B = Operating Budget	G = General Fund Cash	T = CPA General Reserve	4 = CPA Free Cash
C = CPA Fund Cash	O = Overlay Surplus	1 = Community Housing Reserve	X = Excluded Debt
D = Debt	R = Retained Earnings	2 = Historic Reserve	

Town of Needham  
Capital Improvement Plan  
January 2020

All Capital Funds							
Funding Sources							
Description	Funded FY2016	Funded FY2017	Funded FY2018	Funded FY2019	Funded FY2020	Requested FY2021	Proposed FY2021
<b>Current Year Requests</b>						<b>14,645,991</b>	<b>8,135,991</b>
<b>Cash</b>							
Cash	2,432,606	2,729,117	6,468,467	10,991,289	7,418,252		6,996,701
Retained Earnings	1,534,536	625,131	1,245,416	5,957,519	1,922,987		361,090
Other Available Funds	4,035,373	1,312,408	7,963,000	4,594,000	3,906,500		101,500
<b>Total - Cash</b>	<b>8,002,515</b>	<b>4,666,656</b>	<b>15,676,883</b>	<b>21,542,808</b>	<b>13,247,739</b>		<b>7,459,291</b>
<b>Debt</b>							
Operating Revenues	5,735,000	769,000	17,975,000	7,316,000	5,300,000		676,700
CPA Surcharge			8,000,000				
Debt Excluded	7,000,000	58,305,000	3,750,000	66,245,000			
<b>Total - Debt</b>	<b>12,735,000</b>	<b>59,074,000</b>	<b>29,725,000</b>	<b>73,561,000</b>	<b>5,300,000</b>		<b>676,700</b>
<b>Total</b>	<b>20,737,515</b>	<b>63,740,656</b>	<b>45,401,883</b>	<b>95,103,808</b>	<b>18,547,739</b>	<b>14,645,991</b>	<b>8,135,991</b>

Town of Needham  
Capital Improvement Plan  
January 2020

**Debt Service to Revenue  
Issued, Authorized and Proposed  
FY2021 - FY2025**

Description	2020	2021	2022	2023	2024	2025
<b><u>Revenue</u></b>						
<b>General Fund Within the Levy *</b>	<b>\$165,076,994</b>	<b>\$170,854,689</b>	<b>\$176,834,603</b>	<b>\$183,023,814</b>	<b>\$189,429,647</b>	<b>\$196,059,685</b>
General Fund Excluded from Levy **	\$12,122,683	\$13,779,837	\$14,043,246	\$14,039,746	\$13,571,078	\$13,204,216
CPA Revenue	\$2,994,287	\$2,997,918	\$3,102,845	\$3,211,445	\$3,323,845	\$3,440,180
Sewer Revenue	\$8,806,606	\$9,561,499	\$9,669,768	\$9,788,973	\$9,948,794	\$10,405,493
Water Revenue	\$6,146,985	\$6,237,320	\$6,299,662	\$6,362,782	\$6,426,692	\$6,491,400.61
<b>Total Revenue</b>	<b>\$195,147,555</b>	<b>\$203,431,263</b>	<b>\$209,950,123</b>	<b>\$216,426,759</b>	<b>\$222,700,056</b>	<b>\$229,600,974</b>
<b><u>Debt Service</u></b>						
<b>General Debt (Table I)</b>	<b>\$4,930,163</b>	<b>\$5,211,403</b>	<b>\$5,305,038</b>	<b>\$5,490,715</b>	<b>\$5,682,890</b>	<b>\$5,881,791</b>
Gross Excluded Debt (Table II)	\$12,922,990	\$14,474,985	\$14,738,394	\$14,734,894	\$14,266,226	\$13,204,216
CPA Debt (Table III)	\$1,185,317	\$1,425,000	\$1,128,397	\$988,238	\$959,638	\$931,244
Sewer Debt (Table IV)	\$900,000	\$900,000	\$900,000	\$909,583	\$958,412	\$1,302,731
Water Debt (Table V)	\$1,250,000	\$1,250,000	\$1,250,000	\$1,250,000	\$1,250,000	\$1,250,000
<b>Total Debt Service</b>	<b>\$21,188,470</b>	<b>\$23,261,388</b>	<b>\$23,321,829</b>	<b>\$23,373,429</b>	<b>\$23,117,165</b>	<b>\$22,569,981</b>
Total Debt Service to Total Revenue	10.9%	11.4%	11.1%	10.8%	10.4%	9.8%
Total Debt Service to Total Revenue (less MSBA) ***	10.5%	11.1%	10.8%	10.5%	10.1%	9.8%
<b>General Debt Service to General Revenue</b>	<b>3.0%</b>	<b>3.1%</b>	<b>3.0%</b>	<b>3.0%</b>	<b>3.0%</b>	<b>3.0%</b>

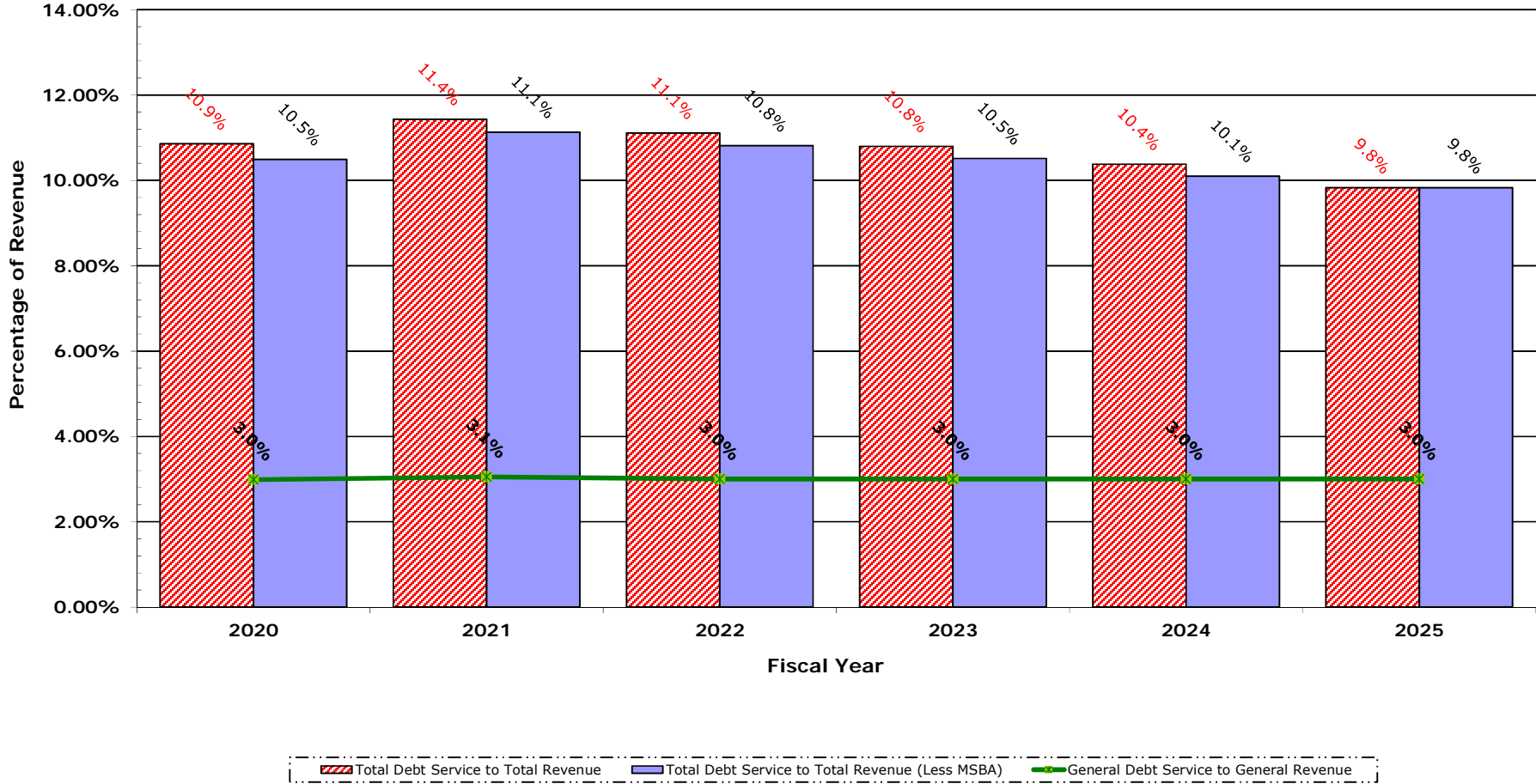
\* General Fund revenue is based on the FY2020 recap estimate increased annually at 3.50%

\*\* Excludes Massachusetts School Building Assistance (MSBA) Revenue.

\*\*\* Uses net general fund debt excluded figure (or actual debt to be paid by Town after MSBA payment) see table II.



**Projected Debt Service as a Percentage of Revenue**



Town of Needham  
Capital Improvement Plan  
January 2020

**Table I**  
**General Fund Capital Projects**  
**Proposed Funding by Debt**  
**FY2021**

Project	Amount	Years +	Bond Rate <sup>^</sup>	Budget	Estimated Debt Service Schedule				
				2020	2021	2022	2023	2024	2025
<b><u>General Fund Within the Levy</u></b>									
Mitchell School Restroom Upgrades (2021)	676,700	3	7.00%			\$274,069	\$256,500	\$240,750	
Pollard School Air Conditioning Upgrade (2022)	1,135,000	4	7.00%				\$514,450	\$449,000	\$171,000
Pollard School Locker Room Retrofit (2022)	636,300	3	7.00%				\$280,841	\$228,000	\$214,000
Sutphen Quint Ladder Truck (2024)	1,512,026	3	7.00%					\$617,868	\$570,000
<b>Estimated Debt Service for Recommended New Authorizations</b>	<b>3,960,026</b>					<b>\$274,069</b>	<b>\$1,051,791</b>	<b>\$1,535,618</b>	<b>\$955,000</b>
<b>General Fund Debt</b>									
Authorized & Issued (refer to schedule)				\$4,194,193	\$4,455,853	\$3,556,514	\$2,759,044	\$2,592,380	\$2,387,178
Authorized Not Yet Issued & Short Term Costs				\$735,970	\$755,550	\$1,161,300	\$1,097,500	\$909,050	\$614,700
Proposed Authorizations						\$274,069	\$1,051,791	\$1,535,618	\$955,000
Future Authorizations						\$313,155	\$582,380	\$645,842	\$1,924,913
<b>Total General Fund Debt Service Within the Levy</b>				<b>\$4,930,163</b>	<b>\$5,211,403</b>	<b>\$5,305,038</b>	<b>\$5,490,715</b>	<b>\$5,682,890</b>	<b>\$5,881,791</b>
<b>General Fund Within the Levy Revenue *</b>				<b>\$165,076,994</b>	<b>\$170,854,689</b>	<b>\$176,834,603</b>	<b>\$183,023,814</b>	<b>\$189,429,647</b>	<b>\$196,059,685</b>
<b>Debt Service % of General Fund Revenue</b>				<b>3.0%</b>	<b>3.1%</b>	<b>3.0%</b>	<b>3.0%</b>	<b>3.0%</b>	<b>3.0%</b>

\* General Fund revenue is based on the FY2020 recap estimate increased annually at 3.5%

Town of Needham  
 Capital Improvement Plan  
 January 2020

**Table II**  
**Capital Projects**  
**Proposed Funding by Debt Exclusion**  
**FY2021**

Project	Amount	Years +	Bond Rate^	Budget	Estimated Debt Service Schedule					
				2020	2021	2022	2023	2024	2025	
<b>General Fund Debt Excluded</b>										
No New Authorizations Proposed for FY2021										
<b>Estimated Debt Service for Recommended New Authorizations</b>										
<b>General Fund Debt Excluded</b>										
Authorized & Issued (refer to schedule)				\$8,195,740	\$9,749,210	\$7,946,849	\$7,695,894	\$7,434,776	\$6,580,316	
Authorized Not Yet Issued & Short Term Costs				\$4,727,250	\$4,725,775	\$6,791,545	\$7,039,000	\$6,831,450	\$6,623,900	
Proposed Authorizations										
<b>Total General Fund Excluded Debt Service</b>				<b>\$12,922,990</b>	<b>\$14,474,985</b>	<b>\$14,738,394</b>	<b>\$14,734,894</b>	<b>\$14,266,226</b>	<b>\$13,204,216</b>	
<b>Projected SBA Payments/Other Adjustments</b>				<b>\$800,307</b>	<b>\$695,148</b>	<b>\$695,148</b>	<b>\$695,148</b>	<b>\$695,148</b>		
<b>Net General Fund Excluded Debt Service</b>				<b>\$12,122,683</b>	<b>\$13,779,837</b>	<b>\$14,043,246</b>	<b>\$14,039,746</b>	<b>\$13,571,078</b>	<b>\$13,204,216</b>	

Town of Needham  
 Capital Improvement Plan  
 January 2020

**Table III**  
**CPA Capital Projects**  
**Proposed Funding by Debt**  
**FY2021**

Project	Amount	Years +	Bond Rate^	Budget	Estimated Debt Service Schedule					
				2020	2021	2022	2023	2024	2025	
<b>CPA Fund Debt</b>										
<b>No New Authorizations Proposed for FY2021</b>										
<b>Estimated Debt Service for Recommended New Authorizations</b>										
<b>CPA Fund Debt</b>										
Authorized & Issued				\$860,317	\$1,406,108	\$1,021,397	\$988,238	\$959,638	\$931,244	
Authorized Not Yet Issued & Short Term Costs Proposed Authorizations				\$325,000	\$18,892	\$107,000				
<b>Total CPA Fund Debt Service</b>				<b>\$1,185,317</b>	<b>\$1,425,000</b>	<b>\$1,128,397</b>	<b>\$988,238</b>	<b>\$959,638</b>	<b>\$931,244</b>	

Town of Needham  
Capital Improvement Plan  
January 2020

**Table IV**  
**Sewer Fund Capital Projects**  
**Proposed Funding by Debt**  
**FY2021**

Project	Amount	Years +	Bond Rate^	Budget	Estimated Debt Service Schedule				
				2020	2021	2022	2023	2024	2025
<b><u>Sewer Enterprise</u></b>									
<b>No New Authorizations Proposed for FY2021</b>									
Sewer Main Replacements (2022)	1,969,500	10	7.00%				\$288,433	\$322,500	\$308,500
Sewer Pump Station Improvements (2023)	3,404,205	15	7.00%					\$123,352	\$483,000
<b>Estimated Debt Service for Recommended New Authorizations</b>	<b>5,373,705</b>						<b>\$288,433</b>	<b>\$445,852</b>	<b>\$791,500</b>
<b>Sewer Enterprise Fund Debt</b>									
Authorized & Issued (refer to schedule)				\$585,826	\$629,166	\$625,182	\$621,150	\$512,560	\$511,231
Authorized Not Yet Issued & Short Term Costs				\$314,174	\$270,834				
Proposed Authorizations							\$288,433	\$445,852	\$791,500
Future Authorizations						\$274,818			
<b>Total Sewer Debt Service</b>				<b>\$900,000</b>	<b>\$900,000</b>	<b>\$900,000</b>	<b>\$909,583</b>	<b>\$958,412</b>	<b>\$1,302,731</b>

Town of Needham  
Capital Improvement Plan  
January 2020

**Table V**  
**Water Fund Capital Projects**  
**Proposed Funding by Debt**  
**FY2021**

Project	Amount	Years +	Bond Rate^	Budget	Estimated Debt Service Schedule				
				2020	2021	2022	2023	2024	2025
<b>Water Enterprise</b>									
No New Authorizations Proposed for FY2021									
<b>Estimated Debt Service for Recommended New Authorizations</b>									
<b>Water Enterprise Fund Debt</b>									
Authorized & Issued (refer to schedule)				\$770,858	\$747,120	\$734,120	\$716,149	\$590,540	\$581,722
Authorized Not Yet Issued & Short Term Costs				\$479,142	\$502,880	\$515,880	\$500,100	\$484,350	\$468,600
Proposed Authorizations									
Future Authorizations							\$33,751	\$175,110	\$199,678
<b>Total Water Debt Service</b>				<b>\$1,250,000</b>	<b>\$1,250,000</b>	<b>\$1,250,000</b>	<b>\$1,250,000</b>	<b>\$1,250,000</b>	<b>\$1,250,000</b>

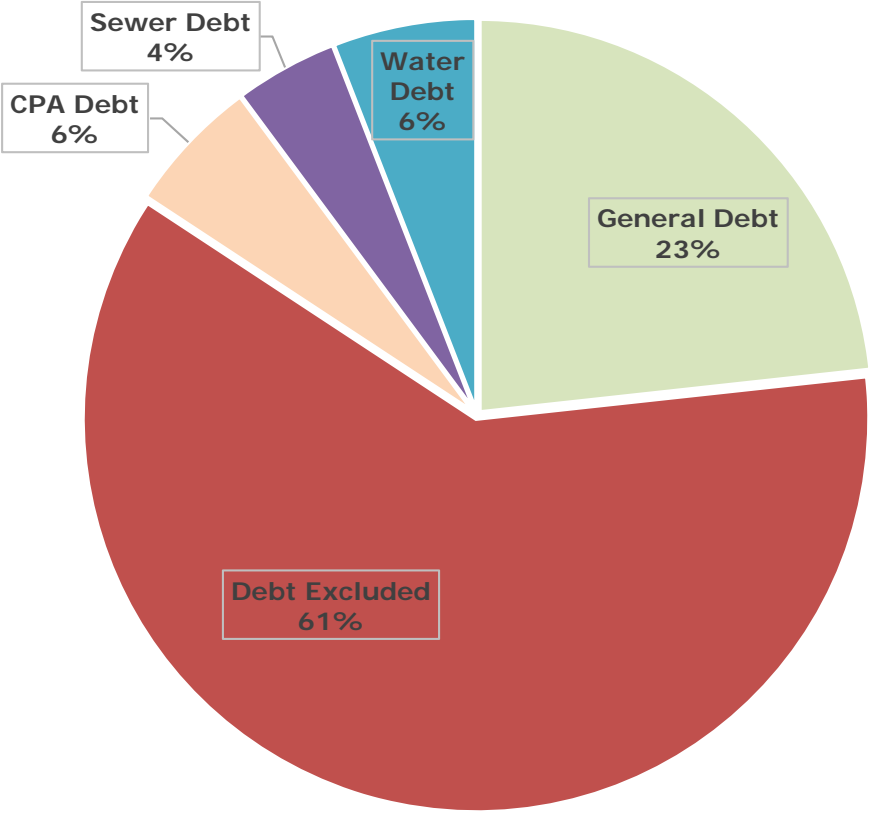
Town of Needham  
Capital Improvement Plan  
January 2020

**Previously Approved Debt Funded Capital  
Open Authorizations  
Balances Not Yet Issued**

Approved	Project	Town Meeting	Art	Authorized	Balance
2016	Water System Rehabilitation Program	11-May-15	47	\$635,000	\$12,000
2017	Central Avenue Elementary School (Williams)	05-Oct-16	2	\$57,542,500	\$13,271,002
2018	Water Distribution System Improvements	01-May-17	51	\$1,300,000	\$35,735
2018	Rosemary Recreational Complex - CPA	08-May-17	33	\$8,000,000	\$115,000
2017	High School Expansion Design	10-May-17	43	\$950,000	\$25,000
2018	Wastewater System Rehabilitation	10-May-17	48	\$600,000	\$53,550
2017	Public Safety Building & Station 2 Design	02-Oct-17	11	\$3,750,000	\$250,000
2017	High School Expansion Construction	02-Oct-17	13	\$11,125,000	\$171,000
2019	Transfer Station Property Improvements	07-May-18	37	\$645,000	\$645,000
2019	Memorial Park Building Project	09-May-18	30	\$2,918,000	\$568,000
2019	Public Works Infrastructure Program	09-May-18	34	\$250,000	\$250,000
2019	Public Works Storage Facility	14-May-18	35	\$3,503,000	\$3,503,000
2019	Public Safety Buildings Construction	10-Oct-18	10	\$66,245,000	\$54,245,000
2020	Water Distribution System Improvements	06-May-19	41	\$4,500,000	\$4,500,000
<b>Total</b>				<b>\$161,963,500</b>	<b>\$77,644,287</b>

The above projects are in various stages of completion and therefore the amount and timing of each Note and Bond issue has not yet been determined. The debt retirement will be structured to fit within the proposed budget allocation shown in the debt tables.

**FY2020 Debt Service  
Share of Total  
\$21,188,470**





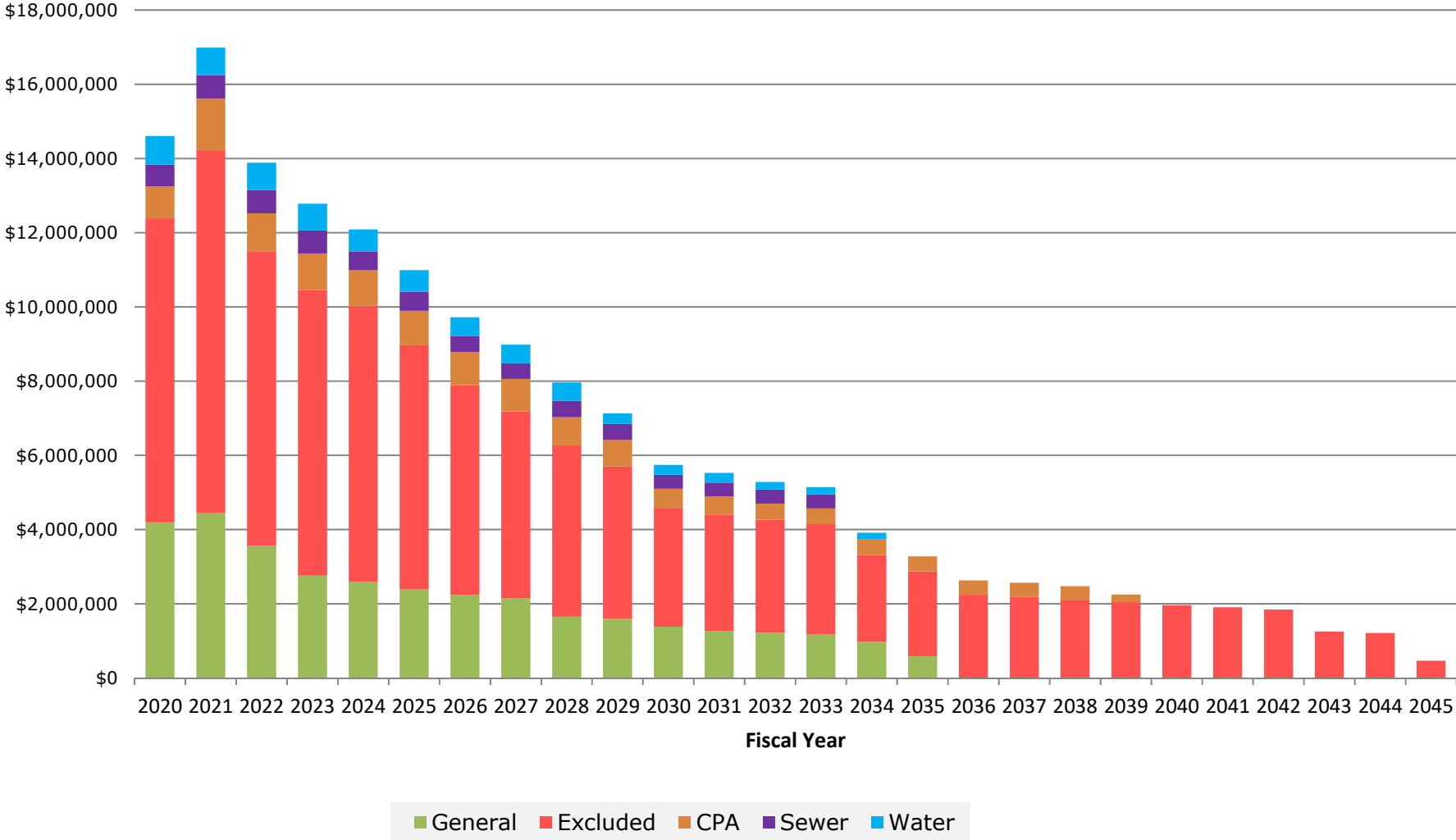
**Town of Needham  
 Current Long Term Debt Service Obligations  
 Inclusive of the October 1, 2019 Bond Issue**

Fiscal Year	General	Excluded	CPA	Sewer	Water	Total
2020	\$4,194,193.22	\$8,195,740.00	\$860,316.67	\$585,826.46	\$770,857.68	\$14,606,934.03
2021	\$4,455,852.52	\$9,749,210.01	\$1,406,108.34	\$629,165.82	\$747,120.10	\$16,987,456.79
2022	\$3,556,513.77	\$7,946,848.76	\$1,021,396.89	\$625,182.43	\$734,120.06	\$13,884,061.91
2023	\$2,759,043.77	\$7,695,893.76	\$988,237.52	\$621,150.45	\$716,148.92	\$12,780,474.42
2024	\$2,592,380.02	\$7,434,776.26	\$959,637.52	\$512,559.50	\$590,539.58	\$12,089,892.88
2025	\$2,387,177.52	\$6,580,316.26	\$931,243.77	\$511,230.66	\$581,721.91	\$10,991,690.12
2026	\$2,235,952.52	\$5,651,691.26	\$902,912.52	\$421,802.39	\$509,128.76	\$9,721,487.45
2027	\$2,156,284.39	\$5,029,131.26	\$874,287.52	\$420,276.63	\$502,758.76	\$8,982,738.56
2028	\$1,651,051.26	\$4,617,973.76	\$756,853.14	\$443,252.24	\$496,911.50	\$7,966,041.90
2029	\$1,593,115.64	\$4,102,625.01	\$720,493.76	\$430,929.00	\$283,288.06	\$7,130,451.47
2030	\$1,381,686.27	\$3,204,213.76	\$514,668.76	\$374,907.65	\$267,663.04	\$5,743,139.48
2031	\$1,269,538.76	\$3,121,880.01	\$500,281.26	\$374,987.84	\$261,387.51	\$5,528,075.38
2032	\$1,224,827.50	\$3,039,628.76	\$437,256.26	\$375,070.14	\$206,775.00	\$5,283,557.66
2033	\$1,184,580.00	\$2,960,745.02	\$424,856.26	\$375,154.05	\$195,650.00	\$5,140,985.33
2034	\$977,268.75	\$2,342,378.14	\$413,556.26		\$184,600.00	\$3,917,803.15
2035	\$583,156.25	\$2,291,046.89	\$403,356.26			\$3,277,559.40
2036		\$2,238,862.51	\$393,056.26			\$2,631,918.77
2037		\$2,185,375.01	\$382,531.26			\$2,567,906.27
2038		\$2,109,440.63	\$366,853.13			\$2,476,293.76
2039		\$2,043,384.38	\$203,250.00			\$2,246,634.38

**Town of Needham**  
**Current Long Term Debt Service Obligations**  
**Inclusive of the October 1, 2019 Bond Issue**

Fiscal Year	General	Excluded	CPA	Sewer	Water	Total
2040		\$1,963,203.13				\$1,963,203.13
2041		\$1,907,975.00				\$1,907,975.00
2042		\$1,845,650.00				\$1,845,650.00
2043		\$1,252,300.00				\$1,252,300.00
2044		\$1,213,300.00				\$1,213,300.00
2045		\$466,900.00				\$466,900.00

**Current Total Annual Long Term Debt Service**  
 By Category  
 FY2020 - FY2045



Town of Needham  
Capital Improvement Plan  
January 2020

TOWN OF NEEDHAM SCHEDULE OF ISSUED LONG TERM DEBT SERVICE						DEBT SERVICE	DEBT SERVICE	DEBT SERVICE	DEBT SERVICE	DEBT SERVICE	DEBT SERVICE	DEBT SERVICE	DEBT SERVICE
Project	TM Vote	Art	Amount Issued	Final Maturity	Average Rate*	2020	2021	2022	2023	2024	2025	2026 - 2030	After 2030
Central Ave & Elliot Street Bridge Construction	May-15	43	\$500,000	Jan-27	4.00%	66,000	64,000	62,000	60,000	58,000	56,000	106,000	
DPW Garage Bays	May-13	42	\$800,000	May-24	2.09%	88,400	86,800	85,200	83,600	82,000			
High School Cafeteria Construction	Nov-15	11	\$1,500,000	Jan-27	4.00%	198,000	192,000	186,000	180,000	174,000	168,000	318,000	
Kendrick Street Bridge Repair	May-10	35	\$750,000	Aug-21	2.21%	79,594	77,813	75,938					
MWPAT 98-92 (Stormwater)	May-98	7	\$364,979	Aug-19	(see note)	28,567							
Pollard School Boiler Replacement	May-13	40	\$565,000	Jul-21	3.22%	75,950	73,500	71,050					
Pollard School Roof Replacement	Nov-10	10	\$725,000	Jul-22	3.67%	79,800	77,000	74,200	71,400				
Property Acquisition - 37-39 Lincoln Street	May-12	31	\$605,000	Nov-32	3.39%	43,350	42,300	41,400	40,500	39,600	38,700	179,569	95,231
Property Acquisition - 51 Lincoln Street	Nov-12	17	\$950,000	Nov-32	3.39%	70,575	68,825	67,325	65,825	59,400	58,050	269,353	142,847
Property Acquisition - 59 Lincoln & 89 School Streets	May-12	8	\$1,005,000	Nov-32	3.39%	72,250	70,500	69,000	67,500	66,000	64,500	299,281	158,719
Property Acquisition - 66 - 70 Chestnut Street	Nov-13	22	\$1,330,000	Nov-33	3.35%	105,350	102,550	99,750	96,950	94,150	91,350	418,775	296,800
Property Acquisition 59 Lincoln Street & 89 School Street	May-12	8	\$52,500	Jul-32	2.93%	3,985	3,865	3,745	3,625	3,505	3,415	11,403	6,265
Public Services Administration Building	Oct-08	5	\$100,000	Jul-22	3.69%	11,400	11,000	10,600	10,200				
Public Services Administration Building (Series I)	Oct-08	5	\$4,000,000	Aug-26	3.16%	299,325	292,125	284,625	276,825	268,725	235,763	441,900	
Public Services Administration Building (Series II)	Oct-08	5	\$1,000,000	Dec-24	3.07%	78,538	86,438	84,094	81,563	78,938	76,313		
Public Works Infrastructure Program	May-15	42	\$750,000	Jan-21	4.00%	214,000	156,000						
Senior Center (Series I)	Nov-11	14	\$1,000,000	Nov-32	3.38%	71,506	69,756	68,256	66,756	65,256	63,756	290,650	142,847
Senior Center (Series II)	Nov-11	14	\$5,050,000	Jul-33	3.54%	383,275	374,350	365,425	357,775	348,850	335,000	1,555,313	1,079,688
Senior Center (Series III)	Nov-11	14	\$1,050,500	May-34	2.83%	76,000	74,900	73,800	72,700	71,600	65,225	306,925	217,500
Title V Loans	May-97	64	\$85,894	Aug-19	(see note)	4,854							
Front-End Loader	May-16	46	\$205,000	Jan-20	4.00%	41,600							
Central Avenue/Elliot Street Bridge	May-15	43	\$240,000	Jul-21	5.00%	95,500	86,000	82,000					

Town of Needham  
Capital Improvement Plan  
January 2020

TOWN OF NEEDHAM SCHEDULE OF ISSUED LONG TERM DEBT SERVICE						DEBT SERVICE	DEBT SERVICE	DEBT SERVICE	DEBT SERVICE	DEBT SERVICE	DEBT SERVICE	DEBT SERVICE	DEBT SERVICE
Project	TM Vote	Art	Amount Issued	Final Maturity	Average Rate*	2020	2021	2022	2023	2024	2025	2026 - 2030	After 2030
Rosemary Recreational Complex	May-17	33	\$2,260,000	Jul-28	5.00%	608,417	533,875	360,000	198,750	191,250	183,750	660,000	
High School Expansion Construction	Oct-17	13	\$6,500,000	Jul-34	3.86%	1,367,708	871,000	838,500	489,125	472,875	456,625	2,042,625	1,746,875
Memorial Park Building	May-18	30	\$970,000	Aug-29	5.00%		327,917	117,875	113,625	109,375	95,375	415,750	
High School Expansion Construction	Oct-17	11	\$4,004,000	Aug-34	4.13%		683,683	406,700	393,950	381,200	368,450	1,651,000	1,352,600
Town Hall	May-09	35	\$385,000	Aug-26	2.63%	30,250	29,656	29,031	28,375	27,656	26,906	51,547	
<b>GENERAL FUND DEBT</b>						<b>4,194,193</b>	<b>4,455,853</b>	<b>3,556,514</b>	<b>2,759,044</b>	<b>2,592,380</b>	<b>2,387,178</b>	<b>9,018,090</b>	<b>5,239,371</b>

Town of Needham  
Capital Improvement Plan  
January 2020

TOWN OF NEEDHAM SCHEDULE OF ISSUED LONG TERM DEBT SERVICE						DEBT SERVICE	DEBT SERVICE	DEBT SERVICE	DEBT SERVICE	DEBT SERVICE	DEBT SERVICE	DEBT SERVICE	DEBT SERVICE
Project	TM Vote	Art	Amount Issued	Final Maturity	Average Rate*	2020	2021	2022	2023	2024	2025	2026 - 2030	After 2030
Broadmeadow School	May-00	31	\$8,400,000	Nov-23	3.00%	771,225	741,425	708,700	678,000	642,600			
Eliot School	May-00	32	\$2,562,000	Nov-24	3.94%	304,400	294,400	284,400	269,500	259,700	249,900		
High Rock & Pollard School Projects	May-07	41	\$429,470	Aug-26	4.00%	75,660	68,360	66,160	63,960	56,860	54,860	100,290	
High Rock & Pollard School Projects (Series III)	May-07	41	\$2,253,010	Aug-27	4.00%	342,460	327,160	312,060	297,160	287,360	272,660	738,090	
High Rock & Pollard School Projects (Series IV)	May-07	41	\$10,500,000	Aug-28	3.35%	742,075	720,500	703,313	685,438	666,875	647,625	2,376,000	
High Rock School Design	Nov-06	9	\$187,770	Aug-26	4.00%	31,840	30,840	29,840	28,840	27,840	21,940	40,010	
High School (Series IIA)	May-03	31	\$2,991,900	Aug-24	4.00%	602,700	582,900	558,200	538,600	514,100	494,700		
High School (Series IIB)	Feb-05	1	\$782,850	Aug-26	4.00%	128,740	124,740	115,840	112,040	108,240	104,440	196,010	
High School (Series III)	Feb-05	1	\$3,850,000	Jun-28	3.42%	259,450	253,450	247,200	240,450	233,700	226,700	540,600	
High School Series 1	May-03	31	\$4,775,000	Nov-25	3.97%	589,000	560,400	542,000	523,600	500,300	482,100	459,000	
Library Project	May-03	30	\$6,510,000	Dec-19	3.00%	796,775							
Newman School Extraordinary Repairs (Series I)	Nov-09	14	\$1,000,000	Dec-19	2.62%	101,500							
Newman School Extraordinary Repairs (Series III)	Nov-09	14	\$5,000,000	Oct-28	3.35%	373,600	359,600	348,925	341,050	332,650	323,900	1,158,575	
Newman School Extraordinary Repairs (Series IV)	Nov-09	14	\$9,000,000	Jul-32	2.82%	628,340	610,260	592,180	574,100	556,020	542,460	2,552,660	1,392,760
Newman School Extraordinary Repairs (Series V)	Nov-09	14	\$2,200,000	Nov-32	3.39%	158,950	155,100	151,800	148,500	145,200	141,900	658,419	349,181
Owens Farm Land Purchase	Nov-15	13	\$7,000,000	Jan-42	3.70%	516,900	505,700	494,500	483,300	472,100	460,900	2,136,500	3,973,500
William School Construction Project	Oct-16	2	\$18,000,000	Jul-43	3.53%	1,728,375	1,369,800	1,333,800	1,297,800	1,261,800	1,225,800	5,596,200	12,413,700
William School Construction Project	Oct-16	2	\$7,400,000	Aug-41	3.48%		1,584,225	530,481	515,731	500,981	486,231	2,209,906	4,156,647
Public Safety Building & Station 2 Design	Oct-17	11	\$340,000	Aug-20	5.00%		354,167						
Public Safety Buildings Construction	Oct-18	10	\$11,565,000	Aug-44	3.36%		1,063,433	885,700	857,075	828,700	805,450	3,664,625	8,430,938
Property Acquisition - 609 Central Street	May-16	7	\$730,000	Jan-39	3.68%	43,750	42,750	41,750	40,750	39,750	38,750	178,750	265,344
<b>EXCLUDED DEBT</b>						<b>8,195,740</b>	<b>9,749,210</b>	<b>7,946,849</b>	<b>7,695,894</b>	<b>7,434,776</b>	<b>6,580,316</b>	<b>22,605,635</b>	<b>30,982,069</b>

Town of Needham  
Capital Improvement Plan  
January 2020

TOWN OF NEEDHAM SCHEDULE OF ISSUED LONG TERM DEBT SERVICE						DEBT SERVICE	DEBT SERVICE	DEBT SERVICE	DEBT SERVICE	DEBT SERVICE	DEBT SERVICE	DEBT SERVICE	DEBT SERVICE
Project	TM Vote	Art	Amount Issued	Final Maturity	Average Rate*	2020	2021	2022	2023	2024	2025	2026 - 2030	After 2030
Town Hall (Series II)	May-09	35	\$3,500,000	Oct-28	3.36%	260,900	251,150	243,716	238,231	232,381	226,288	827,222	
Town Hall (Series III)	May-09	35	\$1,225,000	Aug-26	2.63%	96,800	94,900	92,900	90,800	88,500	86,100	164,950	
Rosemary Recreational Complex	May-17	33	\$4,000,000	Jul-37	3.57%	429,792	346,000	336,000	326,000	316,000	306,000	1,382,000	2,050,750
Rosemary Recreational Complex	May-17	33	\$3,221,000	Aug-37	3.74%		643,433	280,356	266,981	258,731	250,481	1,114,781	1,423,622
Town Hall (Series IV)	May-09	35	\$970,000	Jul-30	2.80%	72,825	70,625	68,425	66,225	64,025	62,375	280,263	50,625
<b>COMMUNITY PRESERVATION FUND DEBT</b>						<b>860,317</b>	<b>1,406,108</b>	<b>1,021,397</b>	<b>988,238</b>	<b>959,638</b>	<b>931,244</b>	<b>3,769,216</b>	<b>3,524,997</b>

Town of Needham  
Capital Improvement Plan  
January 2020

TOWN OF NEEDHAM SCHEDULE OF ISSUED LONG TERM DEBT SERVICE						DEBT SERVICE	DEBT SERVICE	DEBT SERVICE	DEBT SERVICE	DEBT SERVICE	DEBT SERVICE	DEBT SERVICE	DEBT SERVICE
Project	TM Vote	Art	Amount Issued	Final Maturity	Average Rate*	2020	2021	2022	2023	2024	2025	2026 - 2030	After 2030
Sewer Pump Station GPA	May-08	45	\$550,000	Aug-28	3.36%	39,575	33,750	32,969	32,156	31,313	30,438	135,900	
Sewer Pump Station Reservoir B	Nov-11	15	\$6,034,290	Jan-33	2.15%	374,192	374,256	374,323	374,391	374,460	374,531	1,873,768	1,125,212
Sewer Rehabilitation - Rte. 128 Area	Nov-05	9	\$145,000	Dec-19	2.59%	10,150							
Sewer Rehabilitation - Rte. 128 Area	Nov-05	9	\$500,000	Nov-22	4.00%	105,300	77,000	74,200	71,400				
MWRA Sewer System Rehab - I/I Work	May-17	48	\$179,548	May-23		35,910	35,910	35,910	35,910				
MWRA Sewer System Rehab - I/I Work	May-19	40	\$440,000	Nov-24			88,000	88,000	88,000	88,000	88,000		
Sewer Rehabilitation - Rte. 128 Area	Nov-05	9	\$320,000	Aug-28	3.39%	20,700	20,250	19,781	19,294	18,788	18,263	81,500	
<b>SEWER ENTERPRISE DEBT</b>						<b>585,826</b>	<b>629,166</b>	<b>625,182</b>	<b>621,150</b>	<b>512,560</b>	<b>511,231</b>	<b>2,091,168</b>	<b>1,125,212</b>



Town of Needham  
Capital Improvement Plan  
January 2020

**TOWN OF NEEDHAM SCHEDULE OF ISSUED LONG TERM DEBT SERVICE**

Project	TM Vote	Art	Amount Issued	Final Maturity	Average Rate*	DEBT SERVICE	DEBT SERVICE	DEBT SERVICE	DEBT SERVICE	DEBT SERVICE	DEBT SERVICE	DEBT SERVICE	DEBT SERVICE
						2020	2021	2022	2023	2024	2025	2026 - 2030	After 2030
MWPAT Water DWS-08-24	May-08	47	\$765,335	Jul-30	2.00%	49,169	49,106	49,044	48,979	48,913	48,845	243,171	48,413
St Mary's Pump Station	May-13	47	\$1,700,000	Nov-33	3.36%	135,150	131,550	127,950	124,350	120,750	117,150	536,925	370,700
St Mary's Pump Station	May-13	47	\$1,995,000	May-34	2.85%	140,775	138,775	136,775	134,775	132,775	130,275	612,975	429,300
Water Distribution System Improvements	May-09	56	\$400,000	Dec-24	3.02%	29,563	28,813	28,031	27,188	26,313	25,438		
Water Main Improvements	May-08	47	\$400,000	Nov-20	3.95%	48,800	47,200	45,600	44,000	42,400	40,800		
Water Service Connections	May-06	70	\$55,000	Aug-19	2.51%	5,075							
Water System Rehabilitation	May-15	47	\$260,000	Jan-20	4.00%	31,200							
Water System Rehabilitation - Rte. 128 Area	May-06	71	\$638,000	Nov-22	4.00%	111,100	131,800	127,000	117,300				
Water System Rehabilitation - Rte. 128 Area	May-06	71	\$100,000	Aug-28	3.41%	6,900	6,750	6,594	6,431	6,263	6,088	27,300	
Water Service Connection Replacement (MWRA)	May-17	50	\$1,000,000	May-28		100,000	100,000	100,000	100,000	100,000	100,000	300,000	
Water System Rehabilitation (MWRA)	May-17	51	\$1,131,265	May-28		113,127	113,127	113,127	113,127	113,127	113,127	339,380	
<b>WATER ENTERPRISE DEBT</b>						<b>770,858</b>	<b>747,120</b>	<b>734,120</b>	<b>716,149</b>	<b>590,540</b>	<b>581,722</b>	<b>2,059,750</b>	<b>848,413</b>
<b>TOTAL DEBT SERVICE</b>						<b>14,606,934</b>	<b>16,987,457</b>	<b>13,884,062</b>	<b>12,780,474</b>	<b>12,089,893</b>	<b>10,991,690</b>	<b>39,543,859</b>	<b>41,720,062</b>

Note: Massachusetts Water Pollution Abatement Trust (MWPAT) loans include many communities and multiple loans and are restructured from time to time by the Trust. The program provides grants and other financial assistance which in some instances results in a low or no interest rate loan.

\* Rate reflects the average coupon rate over the life of the loan.